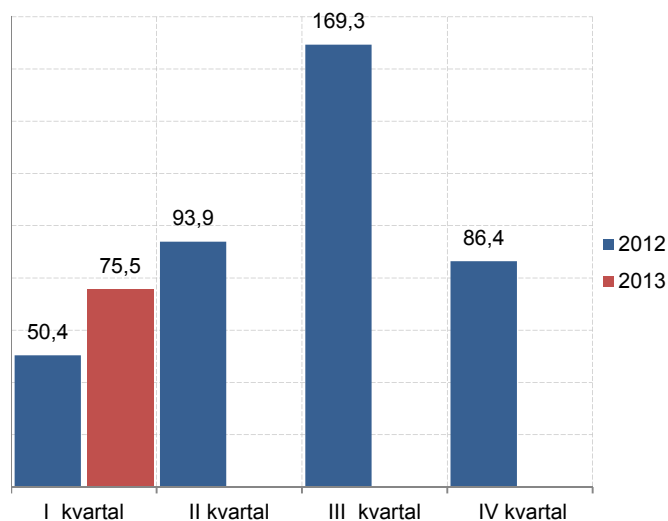


**SAOBRAĆAJ, SKLADIŠTENJE I VEZE**  
**TRANSPORT, STORAGE AND COMMUNICATIONS**

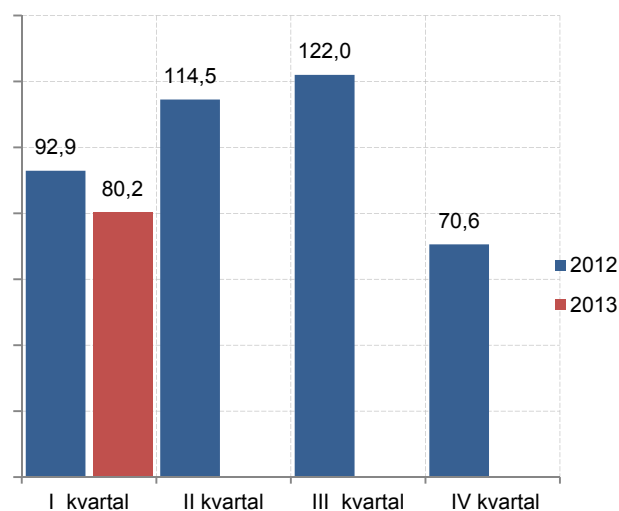
**Željeznički saobraćaj / Railway transport**

Ø 2012 = 100

**Putnički / Passengers**



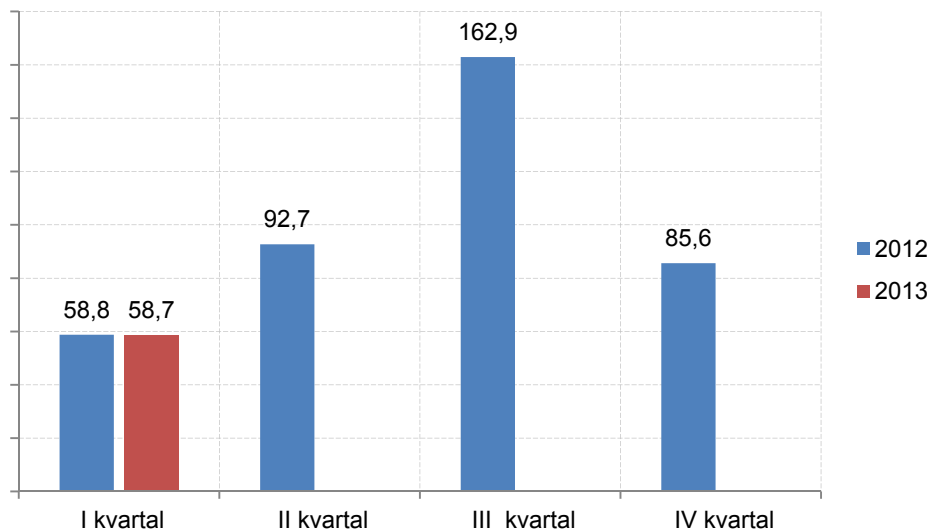
**Robni / Goods**



	ŽELJEZNIČKI SAOBRAĆAJ / RAILWAY TRANSPORT					
	Putnički / Passenger			Robni / Goods		
	indeks Index	putnici u 000 Passengers, thousands	putnički km u 000 Passenger kilometres in thousands	Indeks Index	prevoz robe u 000 t Goods in thousands tonnes	tonski km u 000 Tonne-kilometres in thousands
2008	200,4	1031	125 000	250,7	1 740	183 854
2009	159,0	852	99 200	137,1	854	100 546
2010	145,3	755	90 660	205,5	1 213	150 699
2011	104,4	692	65 100	184,8	1 050	135 522
2012	100,0	781	62 377	100,0	683	73 337
<b>2012</b>						
I kvartal/ quarter	50,4	134	7 861	92,9	154	17 033
II kvartal/quarter	93,9	185	14 642	114,5	185	20 991
III kvarta/ quarter	169,3	292	26 399	122,0	198	22 362
IV kvarta/ quarter	86,4	170	13 475	70,6	146	12 951
<b>2013</b>						
I kvartal/ quarter	75,5	160	11 777	80,2	165	14 711

**SAOBRAĆAJ, SKLADIŠTENJE I VEZE**  
*TRANSPORT, STORAGE AND COMMUNICATIONS*

**Drumski saobraćaj - Putnički / Road transport - passengers**



Ø 2012 = 100

	DRUMSKI SAOBRAĆAJ / ROAD TRANSPORT							
	PUTNIČKI / PASSENGERS				ROBNI / GOODS			
	indeks <i>Index</i>	putnici u 000 <i>Passengers, thous.</i>	putnički km u 000 <i>Passenger kilometres in thous.</i>	autobuski km u 000 <i>Buskilometres in thous</i>	indeks <i>Index</i>	roba u 000 tona <i>Goods in thousands tonnes</i>	tonski km u 000 <i>Tonne- kilometres in thous.</i>	kamionski km u 000 <i>Truck kilometres in thous.</i>
2008	110,9	5 503	123 421	18 068	179,3	2 468	137 058	14 857
2009	91,6	5 536	101 928	16 272	234,6	1 724	179 288	11 667
2010	72,6	6 209	80 833	20 517	217,9	1 839	166 564	12 411
2011	72,0	6 240	80 166	18 700	134,0	1 247	102 465	12 108
2012	100,0	5 726	111 242	19 086	100,0	398	76 450	12 014
<b>2012</b>								
I kvartal/ <i>quarter</i>	58,8	1 075	16 347	3 809	76,5	109	14 622	2 545
II kvartal/ <i>quarter</i>	92,7	1 342	25 787	4 741	83,1	120	15 887	3 558
III kvarta/ <i>quarter</i>	162,9	1 888	45 300	5 778	116,7	101	22 296	3 112
IV kvarta/ <i>quarter</i>	85,6	1 421	23 808	4 758	123,7	68	23 645	2 799
<b>2013</b>								
I kvartal/ <i>quarter</i>	58,7	1 031	16 324	3 440	80,5	98	15 394	2 432

**SAOBRAĆAJ, SKLADIŠTENJE I VEZE**  
**STORAGE AND COMMUNICATIONS**

Ø 2012 = 100

**PROMET NA AERODROMIMA/ TRAFFIC AT AIRPORTS**

	PUTNIČKI / PASSENGERS		ROBNI / GOODS
	indeks <i>Index</i>	prevoz putnika <i>Transport of passengers</i>	prevoz robe u tonama <i>Transport of goods in tonnes</i>
2008	81,7	1 109 095	1 490
2009	70,5	956 405	1 478
2010	88,8	1 205 536	2 159
2011	92,7	1 258 835	1 074
2012	100,0	1 357 516	766
<b>Ø I - IV 2012</b>	<b>47,6</b>	<b>53 826</b>	<b>56</b>
<b>Ø I - IV 2013</b>	<b>47,6</b>	<b>53 795</b>	<b>55</b>
2012			
IV	64,8	73 352	58
V	87,6	99 073	64
VI	164,6	186 165	75
VII	211,1	238 739	78
VIII	214,0	242 060	70
IX	167,2	189 146	70
X	71,9	81 314	66
XI	49,5	55 980	59
XII	44,0	49 734	60
2013			
I	43,1	48 802	48
II	80,0	40 382	50
III	50,5	57 141	59
IV	60,9	68 853	62
<b>I - IV 2013/I - IV 2012</b>	<b>99,9</b>	<b>99,9</b>	<b>97,8</b>

**GRADSKI SAOBRAĆAJ/ LOCAL TRANSPORT**

<b>Kvartali/ Quarters</b>	indeks <i>Index</i>	prevezeno putnika u 000 <i>Passengers in thousands</i>
2010	92,8	590
2011	114,5	728
2012	100,0	637
<b>2012</b>		
I kvartal/ quarter	90,4	144
II kvartal/quarter	104,2	166
III kvarta/ quarter	84,1	134
IV kvarta/ quarter	121,2	193
<b>2013</b>		
I kvartal/ quarter	92,3	147

**SAOBRAĆAJ, SKLADIŠTENJE I VEZE / TRANSPORT, STORAGE AND COMMUNICATIONS**  
**POMORSKI SAOBRAĆAJ / MARINE TRANSPORT**

	Prevoz robe / <i>Transport of goods</i>			Promet u lukama ( u tonama) / <i>Turnover in harbours (tonnes)</i>				
	Indeks <i>Index</i>	u 000 t <i>In thous, tonnes</i>	tonske milje u hilj. <i>Tonne milles in thousands</i>	Indeks <i>Index</i>	ukupno <i>Total</i>	unutrašnji promet <i>Internal turnover</i>	izvoz <sup>1)</sup> <i>Export</i>	uvoz <sup>2)</sup> <i>Import</i>
2008	208,3	595	352	158,7	1 949 409	8 350	683 990	1 219 948
2009	189,4	541	273	120,6	1 481 069	-	613 696	829 491
2010	154,4	441	239	143,2	1 758 692	-	835 499	798 668
2011	98,0	280	197	142,5	1 749 982	-	758 193	960 360
2012	100,0	109	201	100,0	1 227 877	-	416 978	800 187
<b>2012</b>								
I kvartal/ <i>quarter</i>	43,6	55	22	142,6	437 784		134 952	299 184
II kvartal/ <i>quarter</i>	69,3	25	35	99,7	306 139		124 536	177 404
III kvarta/ <i>quarter</i>	219,8	15	111	78,0	239 452		85 039	154 413
IV kvarta/ <i>quarter</i>	67,3	14	34	79,7	244 502		72 451	169 186
<b>2013</b>								
I kvartal/ <i>quarter</i>	126,7	10	64	84,5	259 350	-	111 666	132 979

<sup>1)</sup>Tranzit utovar prikazan kod izvoza <sup>2)</sup>Tranzit istovar prikazan kod uvoza <sup>1)</sup>Transit loading presented in export, <sup>2)</sup>Transit loading presented in import

**P T T SAOBRAĆAJ / POSTAL, TELEGRAPH AND TELEPHONE (PTT) COMMUNICATIONS**

	Poštanske usluge <sup>1)</sup> / <i>Postal services<sup>1)</sup></i>				Telefonske usluge / <i>Telephone services</i>	
	pisma u 000 komada <i>Letters in thousands pcs,</i>	paketi u 000 komada <i>Packages in thousands pcs,</i>	Preporučene pošiljke u 000 komada <i>Registered mail in thousands pcs,</i>	Tiskovine i ostalo, u 000 komada <i>Other printed papers in thousands pcs,</i>	fiksna telefonija <i>Fixed telephony</i>	mobilna telefonija <i>Mobile telephony</i>
					minuti u 000 <i>Minutes in thous,</i>	minuti u 000 <i>Minutes in thous,</i>
2010	3 534	12	1 888	628	380 585	1 262 626
2011	3 730	13	1 918	594	423 869	1 803 764
2012	4 917	15	2 252	459	408 638	1 972 182
<b>2012</b>						
I kvartal/ <i>quarter</i>	1 091	3	486	128	104 564	458 522
II kvartal/ <i>quarter</i>	836	3	472	117	102 382	498 093
III kvarta/ <i>quarter</i>	981	3	452	105	103 852	537 800
IV kvarta/ <i>quarter</i>	2 009	6	842	109	97 840	477 767
<b>2013</b>						
I kvartal/ <i>quarter</i>	3 099	10	397	21	91 748	447 541

<sup>1)</sup> Podaci poštanskih usluga nijesu uporedivi sa prethodnim godinama zbog strukturalnog revidiranja usled potrebe usaglašavanja sa standardima Eurostata.

<sup>1)</sup>Data postal services are not comparable with previous years due to the structural revision due to the need of harmonization with Eurostat standards