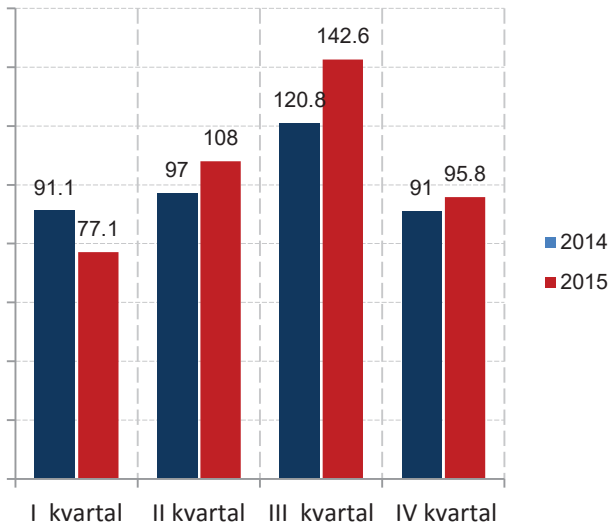


SAOBRAĆAJ, SKLADIŠTENJE I VEZE
TRANSPORT, STORAGE AND COMMUNICATIONS

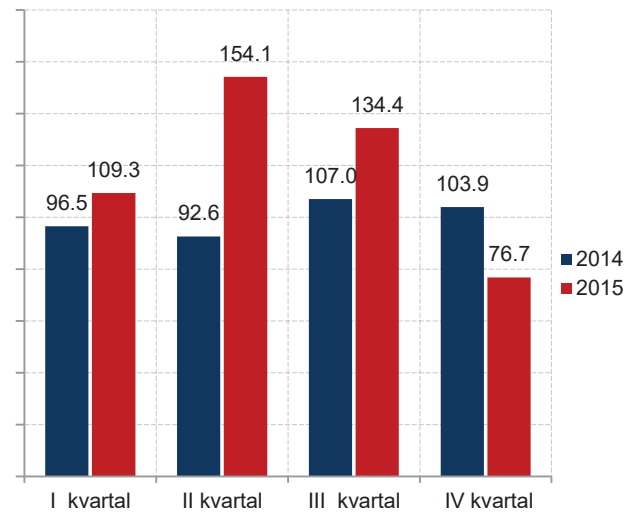
Željeznički saobraćaj / Railway transport

Ø 2014 = 100

Putnički / Passengers



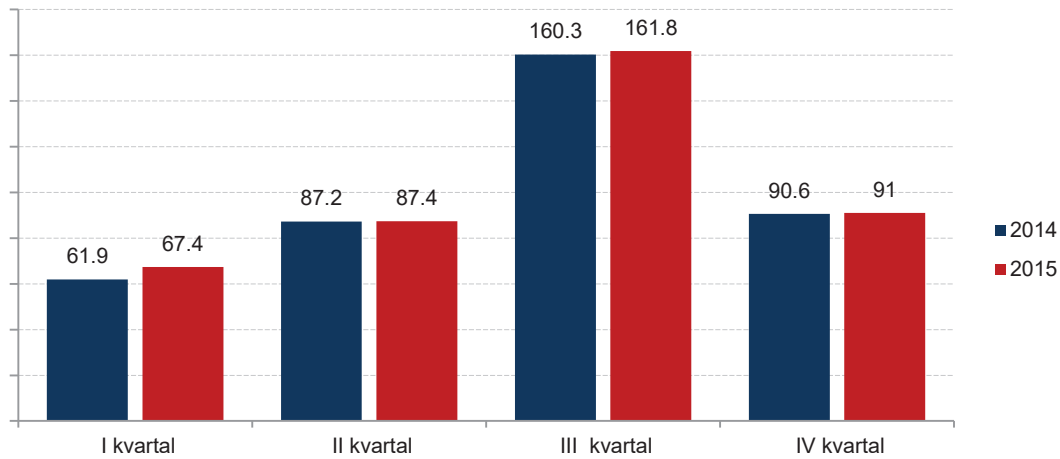
Robni / Goods



	ŽELJEZNIČKI SAOBRAĆAJ / RAILWAY TRANSPORT					
	Putnički / Passenger			Robni / Goods		
	<i>indeks</i> <i>Index</i>	<i>putnici u 000</i> <i>Passengers,</i> <i>thousands</i>	<i>putnički km u 000</i> <i>Passenger</i> <i>kilometres in</i> <i>thousands</i>	<i>Indeks</i> <i>Index</i>	<i>prevoz robe</i> <i>u 000 t</i> <i>Goods in</i> <i>thousands tonnes</i>	<i>tonski km u 000</i> <i>Tonne-kilometres</i> <i>in thousands</i>
2010	119,1	755	90 660	159,7	1213	150 699
2011	85,5	692	65 100	143,6	1050	135 522
2012	81,9	781	62 377	77,7	683	73 337
2013	96,5	922	73 439	111,0	1 049	104 731
2014	100,0	1 122	76 142	100,0	903	94 359
2014						
I kvartal/ quarter	91,1	239	17 342	96,5	246	22 773
II kvartal/quarter	97,0	278	18 473	92,6	223*	21 850
III kvartal/ quarter	120,8	339	23 000	107,0	209	25 236
IV kvartal/ quarter	91,0	266	17 327	103,9	225	24 500
2015						
I kvartal/ quarter	77,1	240	14 667	109,3	241	25 786
II kvartal/quarter	108,0	317	20 555	154,1	326	36 343
III kvartal/ quarter	142,6	394	27 136	134,4	264	31 706
IV kvartal/ quarter	95,8	285	18 232	76,7	157	18 086

SAOBRAĆAJ, SKLADIŠTENJE I VEZE
TRANSPORT, STORAGE AND COMMUNICATIONS

Drumski saobraćaj - Putnički / Road transport - passengers



Ø 2014 = 100

	DRUMSKI SAOBRAĆAJ / ROAD TRANSPORT							
	PUTNIČKI / PASSENGERS				ROBNI ¹⁾ / GOODS ¹⁾			
	indeks <i>Index</i>	putnici u 000 <i>Passengers, thous.</i>	putnički km u 000 <i>Passenger kilometres in thous.</i>	autobuski km u 000 <i>Buskilometres in thous</i>	indeks <i>Index</i>	roba u 000 tona <i>Goods in thousands tonnes</i>	tonski km u 000 <i>Tonne- kilometres in thous.</i>	Pređeni km vozila sa utovarom, u hilj. <i>Kilometres made, in thous.</i>
2010	75,2	6 209	80 833	20 517	247,5	1 839	166 564	12 411
2011	74,5	6 240	80 166	18 700	152,2	1 247	102 465	12 108
2012	103,4	5 726	111 242	19 086	113,6	398	76 450	12 014
2013	101,2	6 220	108 802	16 697	100,0	684	67 305	9 659
2014	100,0	6 889	107 537	16 996	100,0	639	122 483	6 926
2014								
I kvartal/ <i>quarter</i>	61,9	1 353	16 644	3 624	95,5	152	29 245	1 874
II kvartal/ <i>quarter</i>	87,2	1 621	23 438	4 108	115,9	181*	35 476*	1 767*
III kvartal/ <i>quarter</i>	160,3	2 136	43 099	5 008	119,0	169	36 444	1 907
IV kvartal/ <i>quarter</i>	90,6	1 779	24 356	4 256	69,6	137	21 318	1 378
2015								
I kvartal/ <i>quarter</i>	67,4	1 410	18 132	4 109	87,2	169	26 704	1 375
II kvartal/ <i>quarter</i>	87,4	1 655	23 505	4 051	118,4	213	36 242	1 273
III kvartal/ <i>quarter</i>	161,8	2 140	43 509	5 015	137,6	202	42 147	1 568
IV kvartal/ <i>quarter</i>	91,0	1 782	24 475	4 014	113,1	184	34 624	1 601

¹⁾ Izmjena metodologije za sprovođenje istraživanja o drumskom teretnom saobraćaju izazvala je prekid u vremenskoj seriji.

¹⁾ Changes in the methodology for conducting research on road freight transport has caused a break in the time series..

Napomena: Isprekidana linija označava prekid serije / Note: Broken/dotted line implies the brake in series

SAOBRAĆAJ, SKLADIŠTENJE I VEZE
STORAGE AND COMMUNICATIONS

Ø 2014 = 100

PROMET NA AERODROMIMA/ TRAFFIC AT AIRPORTS

	PUTNIČKI / PASSENGERS		ROBNI / GOODS
	indeks <i>Index</i>	prevoz putnika <i>Transport of passengers</i>	prevoz robe u tonama <i>Transport of goods in tonnes</i>
2010	74,8	1 205 536	2 159
2011	78,1	1 258 835	1 074
2012	84,2	1 357 516	766
2013	96,7	1 558 940*	768
2014	100,0	1 612 130	862
2014			
I kvartal/ quarter	38,1	153 729	165
II kvartal/quarter	105,8	426 445*	221
III kvarta/ quarter	202,3	815 366*	246*
IV kvarta/ quarter	53,7	216 590	230
2015			
I kvartal/ quarter	42,2	170 032	186
II kvartal/quarter	100,4	404 626	236
III kvarta/ quarter	209,3	843 622	242
IV kvarta/ quarter	56,0	225 625	225

GRADSKI SAOBRAĆAJ/ LOCAL TRANSPORT

Kvartali/ <i>Quarters</i>	indeks <i>Index</i>	prevezeno putnika u 000 <i>Passengers in thousands</i>
2011	94,2	728
2012	82,4	637
2013	90,4	699
2014	100,0	773
2014		
I kvartal/ quarter	85,4	165
II kvartal/quarter	87,5	169
III kvartal/ quarter	106,6	206
IV kvartal/ quarter	120,6	233
2015		
I kvartal/ quarter	100,9	195
II kvartal/quarter	102,5	198
III kvartal/ quarter	125,7	243
IV kvartal/ quarter	128,8	249

SAOBRAĆAJ, SKLADIŠTENJE I VEZE / TRANSPORT, STORAGE AND COMMUNICATIONS
POMORSKI SAOBRAĆAJ / MARINE TRANSPORT

Ø 2014 = 100

	Prevoz robe i putnika / Transport of goods and passengers			Promet u lukama (u tonama) / Turnover in harbours (tonnes)			
	indeks prev. putnika <i>Index of passengers</i>	roba u tonama <i>Goods in tonnes</i>	putnici <i>Passengers</i>	indeks <i>Index</i>	ukupno <i>Total</i>	izvoz ¹⁾ <i>Export</i>	uvoz ²⁾ <i>Import</i>
2011	163,4	280 190	69 436	141,0	1 749 982	758 193	960 360
2012	125,3	108 642	53 259	98,9	1 227 877	416 978	800 187
2013	101,4	51 059	43 097	104,3	1 295 366	597 675	669 384
2014	100,0	54 640	42 489	100,0	1 241 431	533 780	705 991
2014							
I kvartal/ quarter	40,1	15 771	4 260	78,4	243 451	94 292	149 159
II kvartal/quarter	76,3	15 460	8 102	99,4	308 449	127 559	179 447
III kvarta/ quarter	244,6	12 594	25 985	120,9	375 229	162 294	212 718
IV kvarta/ quarter	39,0	10 815	4 142	101,3	314 302	149 635	164 667
2015							
I kvartal/ quarter	35,1	13 598	3 728	98,4	305 496	154 908	149 406
II kvartal/quarter	69,9	14 310	7 422	147,1	456 403	286 672	169 731
III kvarta/ quarter	233,2	14 715	24 776	136,3	422 914	248 681	174 233
IV kvarta/ quarter	30,8	9 818	3 272	97,8	303 586	147 209	156 377

¹⁾Tranzit utovar prikazan kod izvoza²⁾Tranzit istovar prikazan kod uvoza¹⁾ Transit loading presented in export²⁾ Transit loading presented in import

P T T SAOBRAĆAJ / POSTAL, TELEGRAPH AND TELEPHONE (PTT) COMMUNICATIONS

	Poštanske usluge ¹⁾ / Postal services ¹⁾			Telefonske usluge / Telephone services	
	pisma u 000 komada <i>Letters in thousands pcs,</i>	paketi u 000 komada <i>Packages in thousands pcs,</i>	Tiskovine i ostalo, u 000 komada <i>Other printed papers in thousands pcs,</i>	fiksna telefonija <i>Fixed telephony</i>	mobilna telefonija <i>Mobile telephony</i>
				minuti u 000 <i>Minutes in thous,</i>	minuti u 000 <i>Minutes in thous,</i>
2011	7 488	29	594	423 869	1 803 764
2012	9 458	37	497	408 638	1 972 182
2013	11 335	42	70	362 301	1 989 825
2014	12 921	67	88	282 637	2 202 048
2014					
I kvartal/ quarter	3 192	14	20	73 057	479 539
II kvartal/quarter	3 080	23	16	74 218	558 078
III kvartal/ quarter	3 247	12	16	68 800	613 211
IV kvartal/ quarter	3 402	18	36	66 562	551 220
2015					
I kvartal/ quarter	3 233	16	34	62 868	507 356
II kvartal/quarter	3 200	24	37	60 705	555 655
III kvartal/ quarter	3 570	16	26	57 734	610 337
IV kvartal/ quarter	3 640	19	119	55 306	551 342