

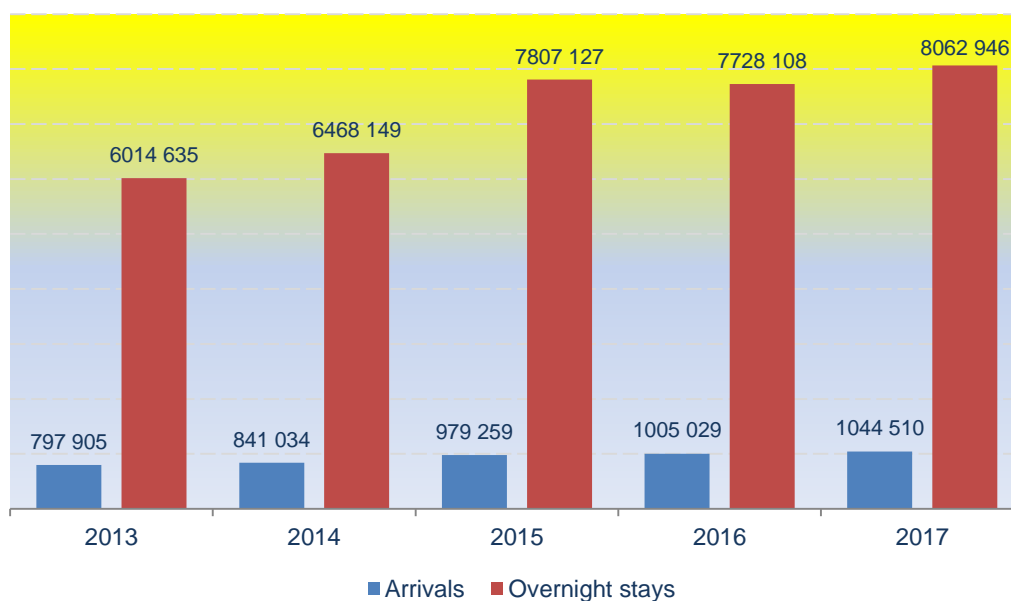
Arrivals and overnight stays in individual accommodation¹ 2017

In Montenegro, in individual accommodation in 2017, tourists realised 1 044 510 arrivals, which is 3.9% more than in 2016, while the number of realised overnight stays of 8 062 946 is higher by 4.3%. Overnight stays of foreign tourists represent 99.4%, while the domestic tourists represent 0.6% of all overnight stays.

Concerning the structure of overnight stays of foreign tourists in individual accommodation in 2017, the most of them were realised by tourists from Russia (30.3%), Serbia (29.7%), Bosnia and Herzegovina (11.8%), Ukraine (4.4%), Belarus (2.5%), Kosovo (2.4%), Germany (2.2%) and Albania (1.7%). Tourists from other countries realised 15.0% overnight stays.

Concerning the structure of overnight stays by type of resort, in individual accommodation in 2017, the most of them were realised in seaside resorts (98.6%), in mountain resorts (0.8%), in other tourist resorts (0.5%) and capital (0.1%).

Graph 1 Arrivals and overnight stays of tourists in individual accommodation, 2013-2017



¹Individual, so-called "private accommodation" includes accommodation in houses and rooms for rent as well as tourist apartments. Individual accommodation does not include collective accommodation establishments (hotels, boarding houses, motels, tourist resorts, vacation establishments, hostels, camping sites etc).

Table 1 Arrivals and overnight stays of tourists in individual accommodation by months, 2017

Month	Arrivals of tourists			Overnight stays of tourists		
	Foreign	Domestic	Total	Foreign	Domestic	Total
	(1)	(2)	(3)=(1)+(2)	(1)	(2)	(3)=(1)+(2)
2017	1 033 603	10 907	1 044 510	8 011 132	51 814	8 062 946
Jan	7 289	268	7 557	85 557	641	86 198
Feb	9 093	399	9 492	95 827	788	96 615
Mar	14 100	307	14 407	140 322	831	141 153
Apr	18 867	175	19 042	173 418	627	174 045
May	28 684	155	28 839	262 842	701	263 543
Jun	88 101	1 051	89 152	736 573	5 169	741 742
Jul	345 445	2 451	347 896	2 570 286	11 495	2 581 781
Aug	397 550	3 606	401 156	2 770 221	20 174	2 790 395
Sep	84 397	1 328	85 725	720 597	8 074	728 671
Oct	18 341	159	18 500	218 530	1 571	220 101
Nov	11 240	155	11 395	128 382	411	128 793
Dec	10 496	853	11 349	108 577	1 332	109 909

Graph 2 Arrivals and overnight stays of tourists in individual accommodation in high season, 2017

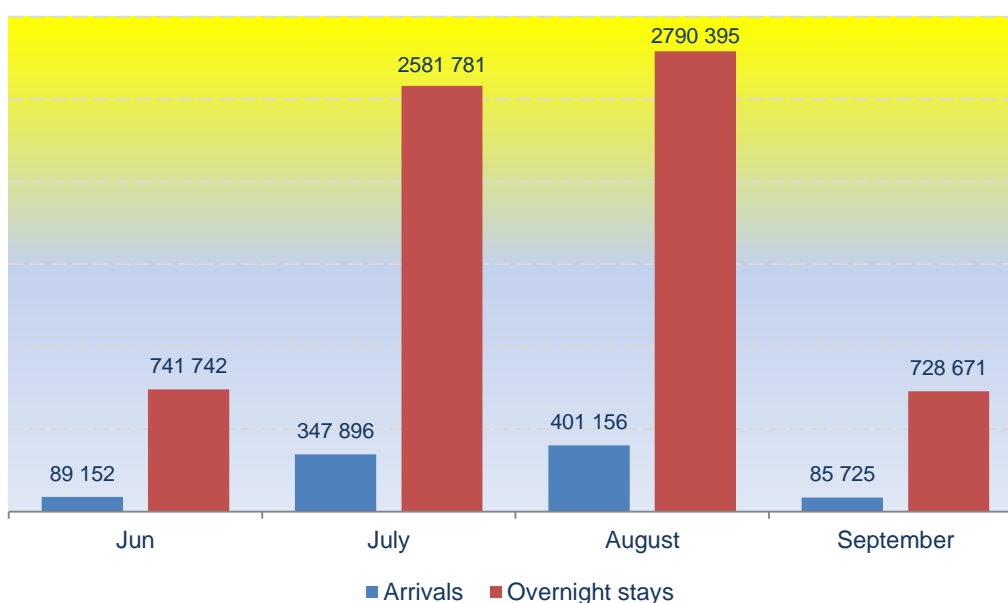


Table 2 Arrivals and overnight stays of tourists in individual accommodation by municipalities, 2017

Municipality	Arrivals of tourists				Overnight stays of tourists			
	Foreign	Domestic	Total	Structure	Foreign	Domestic	Total	Structure
	(1)	(2)	(3)=(1)+(2)	(3) in %	(1)	(2)	(3)=(1)+(2)	(3) in %
Ukupno	1 033 603	10 907	1 044 510	100.0	8 011 132	51 814	8 062 946	100.0
Bar	101 580	264	101 844	9.8	1 312 723	2 807	1 315 530	16.3
Berane	123	-	123	0.0	861	-	861	0.0
Bijelo Polje	1 123	-	1 123	0.1	10 930	-	10 930	0.1
Budva	456 796	3 302	460 098	44.0	2 890 872	19 255	2 910 127	36.1
Cetinje	998	-	998	0.1	6 986	-	6 986	0.1
Danilovgrad	1 263	-	1 263	0.1	8 841	-	8 841	0.1
Herceg Novi	206 608	495	207 103	19.8	1 784 580	4 522	1 789 102	22.2
Kolasin	3 761	2 854	6 615	0.6	12 634	5 937	18 571	0.2
Kotor	67 745	196	67 941	6.5	354 824	682	355 506	4.4
Niksic	619	11	630	0.1	2 603	82	2 685	0.0
Plav	1 583	26	1 609	0.2	3 341	26	3 367	0.1
Pljevlja	1 617	740	2 357	0.2	5 766	2 303	8 069	0.1
Podgorica	5 602	201	5 803	0.6	10 873	217	11 090	0.2
Rozaje	1 134	822	1 956	0.2	1 106	932	2 038	0.0
Tivat	53 295	151	53 446	5.1	735 275	1 972	737 247	9.2
Ulcinj	120 119	1 649	121 768	11.7	829 202	12 408	841 610	10.4
Zabljak	9 637	196	9 833	0.9	39 715	671	40 386	0.5

Graph 3 Structure of arrivals and overnight stays of tourists in individual accommodation in the most visited municipalities, 2017

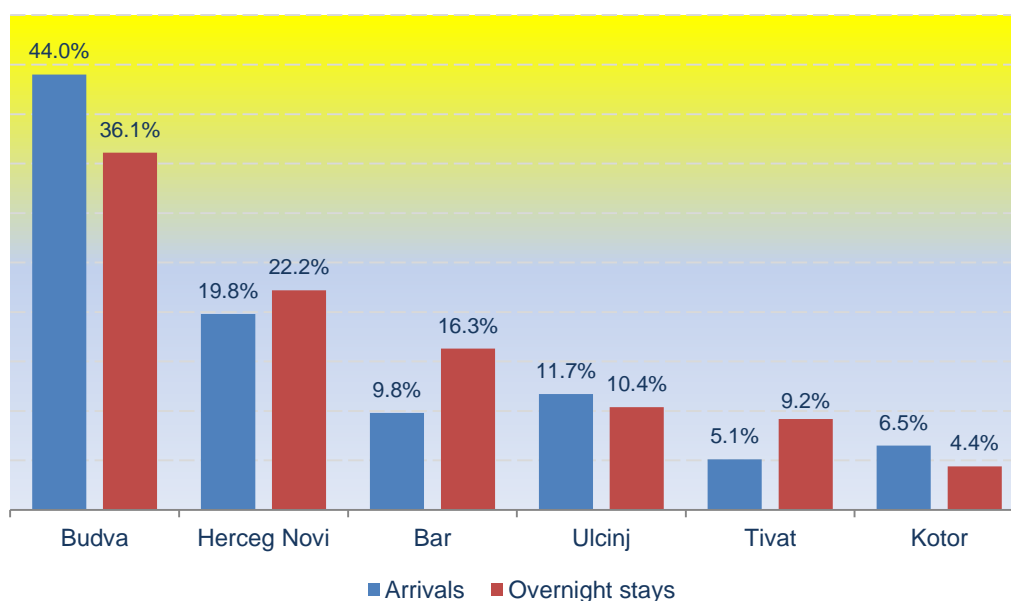


Table 3 Arrivals and overnight stays of foreign tourists in individual accommodation by country of residence, 2017

Country	Arrivals	Structure, in %	Overnight stays	Structure, in %
Foreign tourists	1 033 603	100.0	8 011 132	100.0
Europe	1 016 912	98.4	7 902 865	98.6
Albania	20 168	2.0	138 699	1.7
Austria	7 268	0.7	45 685	0.6
Belgium	3 379	0.3	16 513	0.2
Belarus	28 126	2.7	201 188	2.5
Bosnia and Herzegovina	152 423	14.7	945 671	11.8
Bulgaria	1 653	0.2	8 585	0.1
Czech Republic	4 281	0.4	25 670	0.3
Denmark	1 852	0.2	12 304	0.2
Estonia	1 156	0.1	7 248	0.1
Finland	2 376	0.2	11 860	0.1
France	11 966	1.2	61 104	0.8
Greece	387	0.0	1 854	0.0
Netherlands	4 134	0.4	25 226	0.3
Croatia	8 325	0.8	60 489	0.8
Ireland	878	0.1	5 673	0.1
Iceland	236	0.0	1 165	0.0
Italy	11 753	1.1	69 015	0.9
Cyprus	56	0.0	497	0.0
Kosovo	26 720	2.6	190 334	2.4
Latvia	1 319	0.1	9 259	0.1
Lithuania	1 514	0.1	9 774	0.1
Luxembourg	560	0.1	5 029	0.1
Hungary	14 336	1.4	82 990	1.0
Malta	78	0.0	738	0.0
Macedonia	16 652	1.6	133 520	1.7
Norway	3 318	0.3	25 010	0.3
Germany	25 937	2.5	174 501	2.2
Poland	21 581	2.1	133 278	1.7
Portugal	382	0.0	1 757	0.0
Romania	9 839	1.0	56 782	0.7
Russia	259 885	25.1	2 430 806	30.3
Slovakia	3 021	0.3	19 623	0.2
Slovenia	5 061	0.5	35 887	0.4
Serbia	287 371	27.8	2 380 512	29.7
Spain	1 048	0.1	3 948	0.0
Switzerland (including Liechtenstein)	5 975	0.6	38 355	0.5
Sweden	7 098	0.7	58 019	0.7
Turkey	4 951	0.5	24 638	0.3
Ukraine	44 982	4.4	356 197	4.4
United Kingdom	13 336	1.3	83 717	1.0
Other European countries	1 531	0.1	9 745	0.1

Table 3 Arrivals and overnight stays of foreign tourists in individual accommodation by country of residence, 2017

Country	<i>follow-up</i>			
	Arrivals	Structure, in %	Overnight stays	Structure, in %
Non-European countries	16 691	1.6	108 267	1.4
South Africa	195	0.0	1 863	0.0
Other African countries	229	0.0	1 015	0.0
Canada	2 478	0.2	18 578	0.2
USA	4 626	0.4	31 842	0.4
Other Northern American countries	254	0.0	2 304	0.0
Argentina	118	0.0	439	0.0
Brazil	212	0.0	920	0.0
Chile	53	0.0	178	0.0
Other Central or South American countries	337	0.0	2 056	0.0
China (including Hong Kong)	528	0.1	2 314	0.0
Japan	237	0.0	958	0.0
Republic of Korea	241	0.0	855	0.0
Israel	1 611	0.2	8 347	0.1
India	277	0.0	1 407	0.0
Azerbaijan	213	0.0	2 133	0.0
Other Asian countries	2 396	0.2	18 604	0.2
Australia	2 132	0.2	11 947	0.1
New Zealand	323	0.0	1 371	0.0
Oceania and other territories	231	0.0	1 136	0.0

METHODOLOGICAL NOTES

Since 2017 the methodology for calculating individual accommodation, in the process of data collection and processing, has included the following data sources: administrative databases (Local Tourism Organizations, Ministry of the Interior, Ministry of Sustainable Development and Tourism, National Tourism Organization, Secretariats of Local Self-Government) and statistical sources and records. The newly established administrative data sources are the result of new legislation, such as the register of residence registration (ie. Database RB90) under the jurisdiction of the Ministry of the Interior (regulated by the Law on Foreigners - "Official Gazette of Montenegro", no. 056/14 of 12.24.2014 , 028/15 of 03.06.2015, 016/16 of 08.03.2016).

Due to the mentioned changes in methodology in the process of data collection and processing (inclusion of newly established data sources and development of data records - administrative bases / registers of other institutions), data of individual accommodation by municipalities and on monthly basis for 2017 are not fully comparable with the same data from previous years.

The aim of the survey on tourist arrivals and overnight stays in the individual / private accommodation is to provide basic information about the scope of traffic (arrivals and overnight stays) of domestic and foreign tourists.

The survey collects data on:

- number of arrivals and overnight stays of domestic and foreign tourists in individual / private accommodation establishments including accommodation in houses and rooms for rent as well as tourist apartments;
- structure of arrivals and overnight stays of foreign tourists by country of residence in individual / private accommodation establishments.

The survey covers all official data of catering establishments in the territory of Montenegro which provide accommodation services in houses and rooms for rent, as well as tourist apartments.

Tourist is a person who spends at least one night in an accommodation facility or some other object for accommodation of tourist, in a place other than his/her place of permanent residence for the reasons of rest or recreation, health, studies, sports, religion, family, business, public missions or meetings. Tourists do not include migrants, border workers, diplomats, member of military forces in the regular duty, refugees, etc.

Domestic tourist is a person with permanent residence in Montenegro who temporarily resides in any place of Montenegro, and spends at least one night in accommodation facility.

Foreign tourist is a person with permanent residence outside Montenegro, who temporarily resides in any place in Montenegro, and spends at least one night in an accommodation facility.

According to the [Revision policy](#) of the Statistical Office, the final data shall be published with the date defined by the Statistical Release Calendar.

Issued and printed by Statistical Office of Montenegro (MONSTAT)
81000 Podgorica, IV Proleterske 2
Phone (+382) 20 230-811; Fax (+382) 20 230-814

The release prepared by:

Ivana CIMBALJEVIC and Boris MURATOVIC

Tel. +382-20-230 837

e-mail: contact@monstat.org