

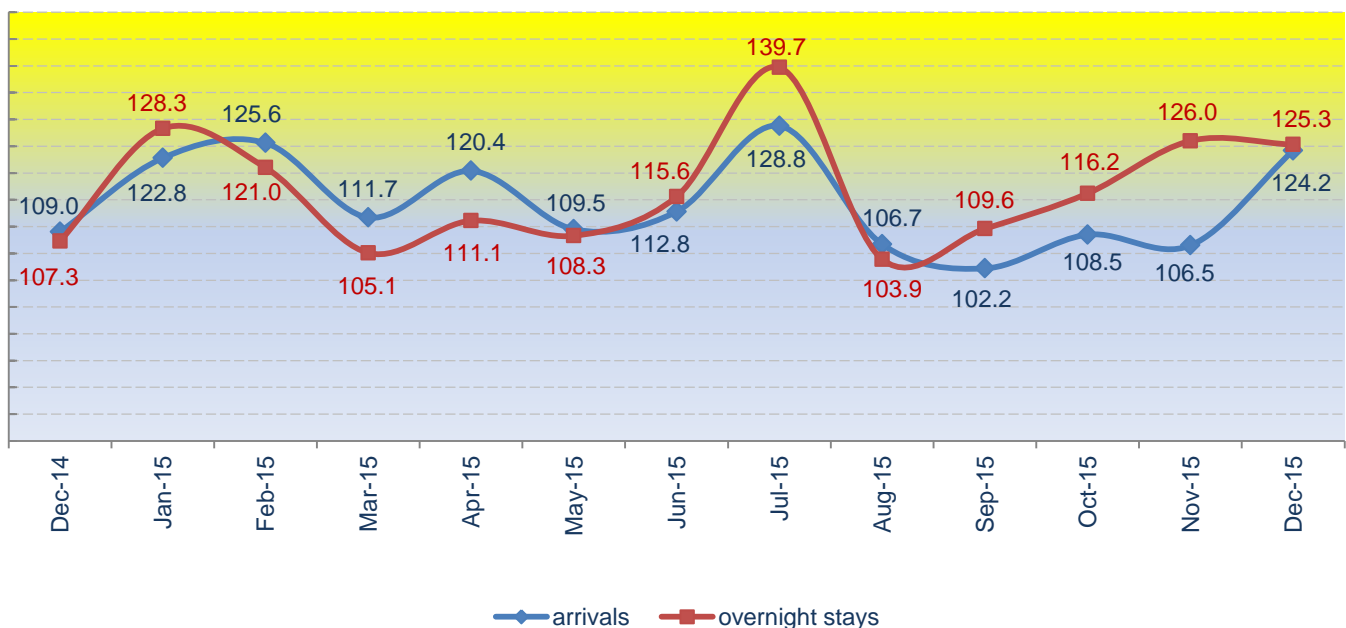
Tourist arrivals and overnight stays December 2015^(p)

In Montenegro, in December 2015 tourists realised 24 319 arrivals which is 24.2% more than in December 2014. The number of realised overnight stays is 79 160, which is 25.3% more than in December 2014. Overnight stays of foreign tourists represent 82.1% while the domestic tourists represent 17.9% of all overnight stays in December 2015.

Concerning the structure of overnight stays of foreign tourists, in December 2015, the most of them were realised by tourists from Russia (22.3%), Serbia (18.9%), Bosnia and Herzegovina (13.3%), Albania (13.0%), Kosovo (4.3%), Croatia (4.1%), Italy (3.1%), Ukraine (2.9%). Tourists from other countries realised 18.1% overnight stays.

Concerning the structure of overnight stays by type of resort, the most of them were realised in seaside resorts (75.3%), capital city (12.2%), mountain resorts (9.2%), in other tourist resorts and other resorts.

Graph 1. Annual indices of tourist arrivals and overnight stays



^(p) Preliminary data

Table 1. Indices of tourist arrivals and overnight stays, December 2015

Indices	<u>Dec 2015</u> Ø2010	<u>Dec 2015</u> Nov 2015	<u>Dec 2015</u> Dec 2014	<u>Jan-Dec 2015</u> Jan-Dec 2014
Index of tourist arrivals	23.1	100.2	124.2	112.9
Index of tourist overnight stays	11.9	76.0	125.3	115.7

Table 2. Indices of tourist arrivals by type of accommodation establishments

Arrivals	Dec 2015	Dec 2014	Index
			<u>Dec 2015</u> Dec 2014
Total	24 319	19 574	124.2
Collective accommodation ¹⁾	20 578	16 314	126.1
Individual accommodation ²⁾	3 741	3 260	114.8

Table 3. Indices of tourist overnight stays by type of accommodation establishments

Overnight stays	Dec 2015	Dec 2014	Index
			<u>Dec 2015</u> Dec 2014
Total	79 160	63 201	125.3
Collective accommodation ¹⁾	43 674	34 214	127.6
Individual accommodation ²⁾	35 486	28 987	122.4

1) Collective accommodation establishments include: hotels, camping sites, tourist resorts, vacation facilities, boarding houses, motels, inns etc.

2) Individual accommodation establishments include rented accommodation in houses, rooms and apartments

Table 4. Tourist arrivals and overnight stays

Month	Tourist arrivals			Tourist overnight stays		
	Foreign	Domestic	Total	Foreign	Domestic	Total
	(1)	(2)	(3)=(1)+(2)	(1)	(2)	(3)=(1)+(2)
2015						
Jan	14 102	5 482	19 584	55 558	19 085	74 643
Feb	16 429	5 058	21 487	57 988	19 859	77 847
Mar	18 861	5 343	24 204	68 726	19 295	88 021
Apr	37 125	6 683	43 808	124 241	20 665	144 906
May	87 222	12 758	99 980	388 433	49 169	437 602
Jun	163 294	17 817	181 111	1 061 383	89 635	1 151 018
July	417 894	24 567	442 461	3 083 939	143 144	3 227 083
Aug	509 959	37 638	547 597	3 758 518	246 768	4 005 286
Sep	215 106	18 046	233 152	1 366 028	75 075	1 441 103
Oct	41 880	9 244	51 124	191 347	32 793	224 140
Nov	19 137	5 145	24 282	86 204	17 934	104 138
Dec	18 915	5 404	24 319	65 006	14 154	79 160
2014	1 350 297	167 079	1 517 376	8 596 656	957 127	9 553 783
Jan	11 288	4 661	15 949	42 994	15 199	58 193
Feb	13 488	3 617	17 105	49 762	14 581	64 343
Mar	17 555	4 119	21 674	65 902	17 863	83 765
Apr	30 986	5 409	36 395	109 752	20 697	130 449
May	81 953	9 317	91 270	361 709	42 198	403 907
Jun	146 595	13 918	160 513	926 482	69 379	995 861
July	313 291	30 227	343 518	2 120 530	188 702	2 309 232
Aug	456 135	57 182	513 317	3 423 003	431 298	3 854 301
Sep	206 747	21 399	228 146	1 217 052	97 857	1 314 909
Oct	40 031	7 084	47 115	163 379	29 588	192 967
Nov	17 161	5 639	22 800	63 791	18 864	82 655
Dec	15 067	4 507	19 574	52 300	10 901	63 201
2013	1 324 583	167 603	1 492 006	8 414 215	997 728	9 411 943
Jan	10 977	4 527	15 504	42 207	14 852	57 059
Feb	11 773	3 577	15 350	39 889	14 078	53 967
Mar	18 643	4 232	22 695	61 700	17 880	79 580
Apr	27 744	5 006	32 750	106 843	20 983	127 826
May	77 675	11 464	89 139	365 176	56 513	421 689
Jun	144 659	17 195	161 854	914 192	94 582	1 008 774
July	317 059	31 131	348 190	2 087 060	202 273	2 289 333
Aug	445 440	55 339	500 779	3 342 837	422 696	3 765 533
Sep	203 044	20 683	223 727	1 191 678	99 119	1 290 797
Oct	38 284	6 954	45 238	155 633	29 593	185 226
Nov	15 324	3 499	18 823	58 636	14 634	73 270
Dec	13 961	3 996	17 957	48 364	10 525	58 889
2012	1 264 163	175 337	1 439 500	8 143 007	1 008 229	9 151 236
Nov	14 351	3 280	17 631	57 082	15 392	72 474
Dec	11 554	4 227	15 781	37 775	10 439	48 214

Table 5. Indices of tourist arrivals and overnight stays

Month	Indices of tourist arrivals			Indices of tourist overnight stays		
	2010=100	monthly indices	annual indices	2010=100	monthly indices	annual indices
2015						
Jan	18.6	100.1	122.8	11.2	118.1	128.3
Feb	20.4	109.7	125.6	11.7	104.3	121.0
Mar	23.0	112.6	111.7	13.3	113.1	105.1
Apr	41.6	181.0	120.4	21.8	164.6	111.1
May	95.0	228.2	109.5	65.9	302.0	108.3
Jun	172.1	181.1	112.8	173.4	263.0	115.6
July	420.4	244.3	128.8	486.2	280.4	139.7
Aug	520.3	123.8	106.7	603.4	124.1	103.9
Sep	221.5	42.6	102.2	217.1	36.0	109.6
Oct	48.6	21.9	108.5	33.8	15.6	116.2
Nov	23.1	47.5	106.5	15.7	46.5	126.0
Dec	23.1	100.2	124.2	11.9	76.0	125.3
2014	120.1			119.9		
Jan	15.2	88.8	102.9	8.8	98.8	102.0
Feb	16.3	107.2	111.4	9.7	110.6	119.2
Mar	20.6	126.7	95.5	12.6	130.2	105.3
Apr	34.6	167.9	111.1	19.7	155.7	102.1
May	86.7	250.8	102.4	60.9	309.6	95.8
Jun	152.5	175.9	99.2	150.0	246.6	98.7
July	326.4	214.0	98.7	347.9	231.9	100.9
Aug	487.7	149.4	102.5	580.7	166.9	102.4
Sep	216.8	44.4	102.0	198.1	34.1	101.9
Oct	44.8	20.7	104.1	29.1	14.7	104.2
Nov	21.7	48.4	121.1	12.5	42.8	112.8
Dec	18.6	85.9	109.0	9.5	76.5	107.3
2013	118.1			118.2		
Jan	14.7	98.2	95.5	8.6	118.3	91.7
Feb	14.6	99.0	130.2	8.1	94.6	104.2
Mar	21.6	147.9	103.6	12.0	147.5	98.6
Apr	31.1	144.3	102.4	19.3	160.6	102.3
May	84.7	272.2	109.7	63.5	329.9	107.3
Jun	153.8	181.6	104.4	152.0	239.2	104.5
July	330.8	215.1	96.9	344.9	226.9	96.4
Aug	475.8	143.8	105.2	567.3	164.5	104.3
Sep	212.6	44.7	103.8	194.5	34.3	105.6
Oct	43.0	20.2	121.2	27.9	14.3	130.3
Nov	17.9	41.6	106.8	11.0	39.6	101.1
Dec	17.1	95.4	113.8	8.9	80.4	122.1
2012	114.0			114.9		
Nov	16.8	47.2	101.6	10.9	51.0	101.8
Dec	15.0	89.5	96.4	7.3	66.5	104.0

Table 6. Tourist arrivals and overnight stays by cities, December 2015

City	Tourist arrivals				Overnight stays			
	Foreign	Domestic	Total	Structure	Foreign	Domestic	Total	Structure
	(1)	(2)	(3)=(1)+(2)	(3) in %	(1)	(2)	(3)=(1)+(2)	(3) in %
Total	18 915	5 404	24 319	100.0	65 006	14 154	79 160	100.0
Andrijevisa	6	14	20	0.1	6	18	24	0.0
Bar	1 943	345	2 288	9.4	19 331	835	20 166	25.5
Berane	54	80	134	0.6	73	103	176	0.2
Bijelo Polje	119	271	390	1.6	204	549	753	1.0
Budva	5 735	1 734	7 469	30.7	10 748	2 389	13 137	16.6
Cetinje	11	20	31	0.1	135	201	336	0.4
Danilovgrad	72	7	79	0.3	141	7	148	0.2
Herceg Novi	505	367	872	3.6	1 243	6 071	7 314	9.2
Kolasin	2 496	665	3 161	13.0	5 123	1 017	6 140	7.8
Kotor	378	69	447	1.8	626	78	704	0.9
Mojkovac	22	12	34	0.1	27	14	41	0.1
Niksic	322	71	393	1.6	629	95	724	0.9
Pljevlja	163	116	279	1.2	231	260	491	0.6
Podgorica	4 430	1 076	5 506	22.6	8 197	1 455	9 652	12.2
Rozaje	26	23	49	0.2	92	23	115	0.1
Tivat	2 061	181	2 242	9.2	16 615	504	17 119	21.6
Ulcinj	324	29	353	1.5	1 068	84	1 152	1.5
Zabljak	248	324	572	2.4	517	451	968	1.2

Graph 2. Structure of tourist arrivals and overnight stays by cities, December 2015

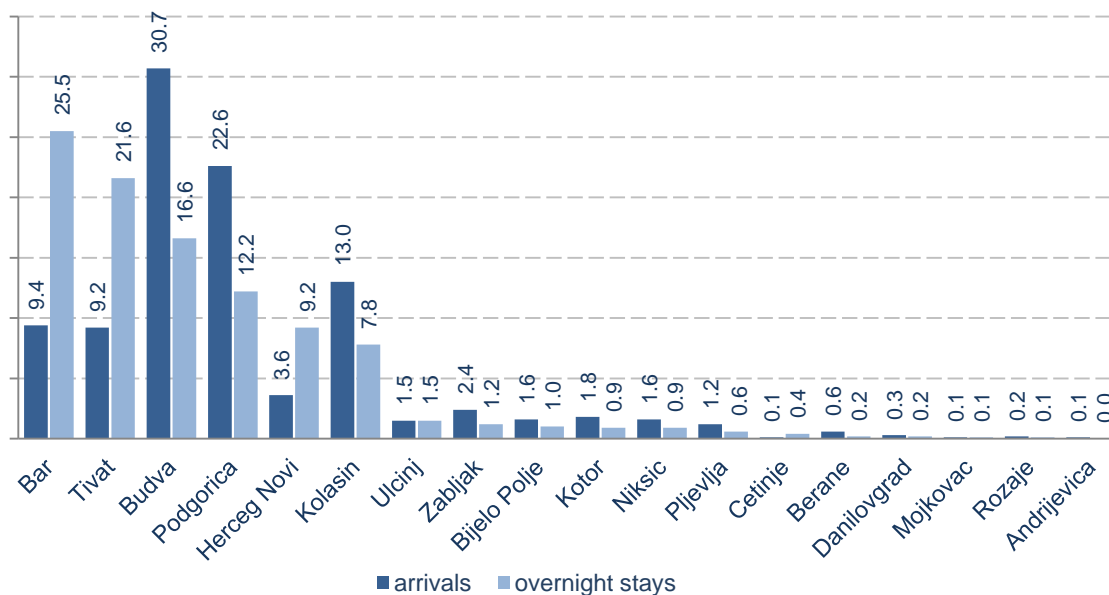


Table 7. Foreign tourist arrivals and overnight stays by countries, December 2015

Countries	Arrivals	Structure, in %	Overnight stays	Structure, in %
Foreign tourists	18 915	100.0	65 006	100.0
Europe	17 327	91.6	61 833	95.1
Albania	4 303	22.7	8 429	13.0
Austria	113	0.6	238	0.4
Belgium	44	0.2	128	0.2
Belarus	84	0.4	382	0.6
Bosnia and Herzegovina	1 455	7.7	8 616	13.3
Bulgaria	232	1.2	549	0.8
Czech Republic	100	0.5	261	0.4
Denmark	9	0.0	13	0.0
Estonia	2	0.0	3	0.0
Finland	28	0.1	99	0.2
France	173	0.9	398	0.6
Greece	139	0.7	262	0.4
Netherlands	30	0.2	106	0.2
Croatia	1 166	6.2	2 646	4.1
Ireland	17	0.1	46	0.1
Iceland	-	-	-	-
Italy	980	5.2	2 007	3.1
Cyprus	2	0.0	3	0.0
Kosovo	469	2.5	2 793	4.3
Latvia	11	0.1	69	0.1
Lithuania	1	0.0	12	0.0
Luxembourg	14	0.1	18	0.0
Hungary	119	0.6	277	0.4
Malta	3	0.0	6	0.0
Macedonia	341	1.8	1 473	2.3
Norway	11	0.1	34	0.1
Germany	252	1.3	765	1.2
Poland	56	0.3	141	0.2
Portugal	6	0.0	19	0.0
Romania	50	0.3	167	0.3
Russia	1 828	9.7	14 500	22.3
Slovakia	29	0.2	55	0.1
Slovenia	329	1.7	790	1.2
Serbia	3 650	19.3	12 288	18.9
Spain	45	0.2	105	0.2
Switzerland including Liechtenstein	63	0.3	222	0.3
Sweden	44	0.2	122	0.2
Turkey	555	2.9	1 039	1.6
Ukraine	215	1.1	1 854	2.9
United Kingdom	224	1.2	617	0.9
Other European countries	135	0.7	281	0.4

Table 7. Foreign tourist arrivals and overnight stays by countries, December 2015

Countries	Arrivals	Structure, in %	Overnight stays	Structure, in %
Non-European countries	1 588	8.4	3 173	4.9
South Africa	5	0.0	25	0.0
Other African countries	87	0.5	144	0.2
Canada	74	0.4	286	0.4
USA	367	1.9	790	1.2
Other Northern American countries	2	0.0	2	0.0
Argentina	4	0.0	9	0.0
Brazil	36	0.2	121	0.2
Chile	3	0.0	6	0.0
Other Central or South American countries	24	0.1	54	0.1
China (including Hong Kong)	464	2.5	650	1.0
Japan	111	0.6	157	0.2
Republic of Korea	18	0.1	42	0.1
Israel	46	0.2	95	0.1
India	14	0.1	41	0.1
Azerbaijan	16	0.1	46	0.1
Other Asian countries	228	1.2	425	0.7
Australia	58	0.3	217	0.3
New Zealand	11	0.1	18	0.0
Oceania and other territories	20	0.1	45	0.1

Table 8. Tourist arrivals and overnight stays, November 2015

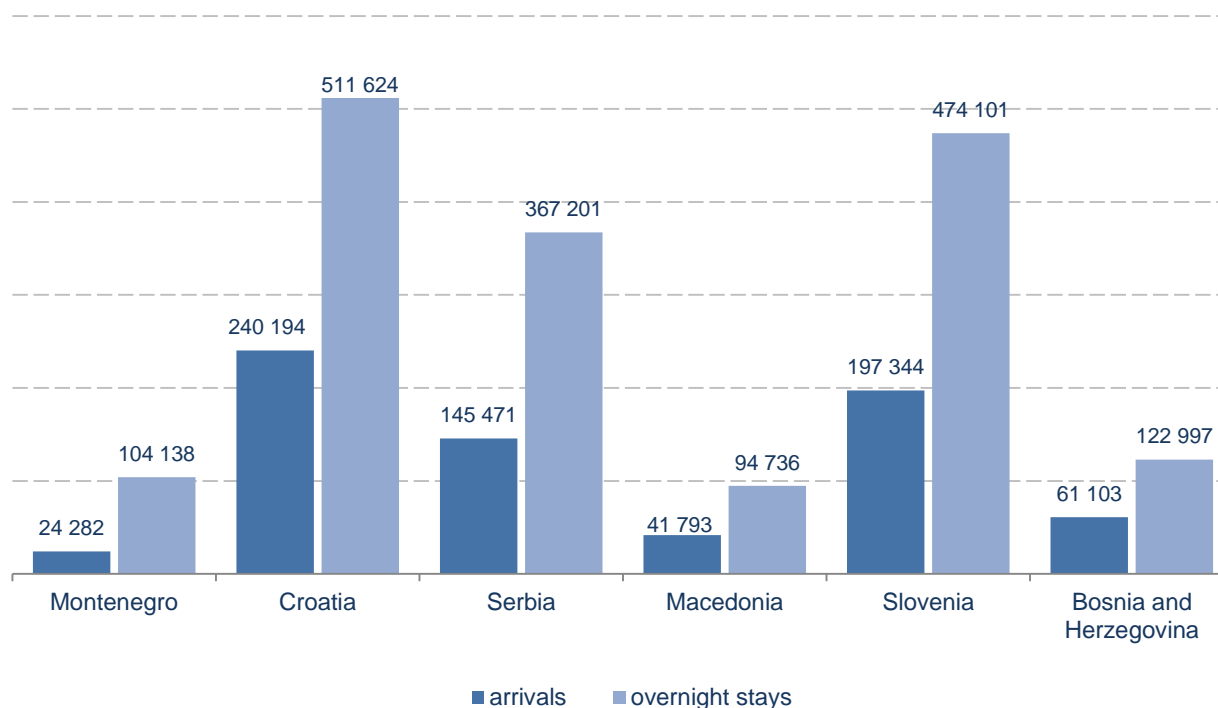
Comparison with the countries of the region

Country	Tourist arrivals			Tourist overnight stays		
	Foreign	Domestic	Total	Foreign	Domestic	Total
	(1)	(2)	(3)=(1)+(2)	(1)	(2)	(3)=(1)+(2)
Montenegro	19 137	5 145	24 282	86 204	17 934	104 138
Croatia	140 159	100 035	240 194	298 436	213 188	511 624
Serbia	66 901	78 570	145 471	143 628	223 573	367 201
Macedonia	24 967	16 826	41 793	49 308	45 428	94 736
Slovenia	114 779	82 565	197 344	255 643	218 458	474 101
Bosnia and Herzegovina ¹⁾	32 598	28 505	61 103	71 474	51 523	122 997

1) Source: Agency for Statistics of the Bosnia and Herzegovina

Graph 3. Tourist arrivals and overnight stays, November 2015

Comparison with the countries of the region



METHODOLOGICAL NOTES

Data on tourist turnover have been collected by regular Monthly report on tourists arrivals and overnight stays in the accommodation establishments (form TU-11). Reports are made on basis of reception records in guest books.

Tourist is a person who spends at least one night in an accommodation facility or some other object for accommodation of tourist, in a place other than his/her place of permanent residence for the reasons of rest or recreation, health, studies, sports, religion, family, business, public missions or meetings. Tourists do not include migrants, border workers, diplomats, member of military forces in the regular duty, refugees. etc.

Domestic tourist is a person with permanent residence in Montenegro who temporarily resides in any place of Montenegro, and spends at least one night in accommodation facility.

Foreign tourist is a person with permanent residence outside Montenegro, who temporarily resides in any place in Montenegro, and spends at least one night in an accommodation facility.

Published and printed by Statistical Office of Montenegro (MONSTAT)
81000 Podgorica, IV Proleterske 2. Phone: (+382) 20 230-811, Fax: (+382) 20 230-814

The release prepared by:

Ivana CIMBALJEVIC and Boris MURATOVIC

Phone: +382-20-230 837

e-mail: contact@monstat.org