

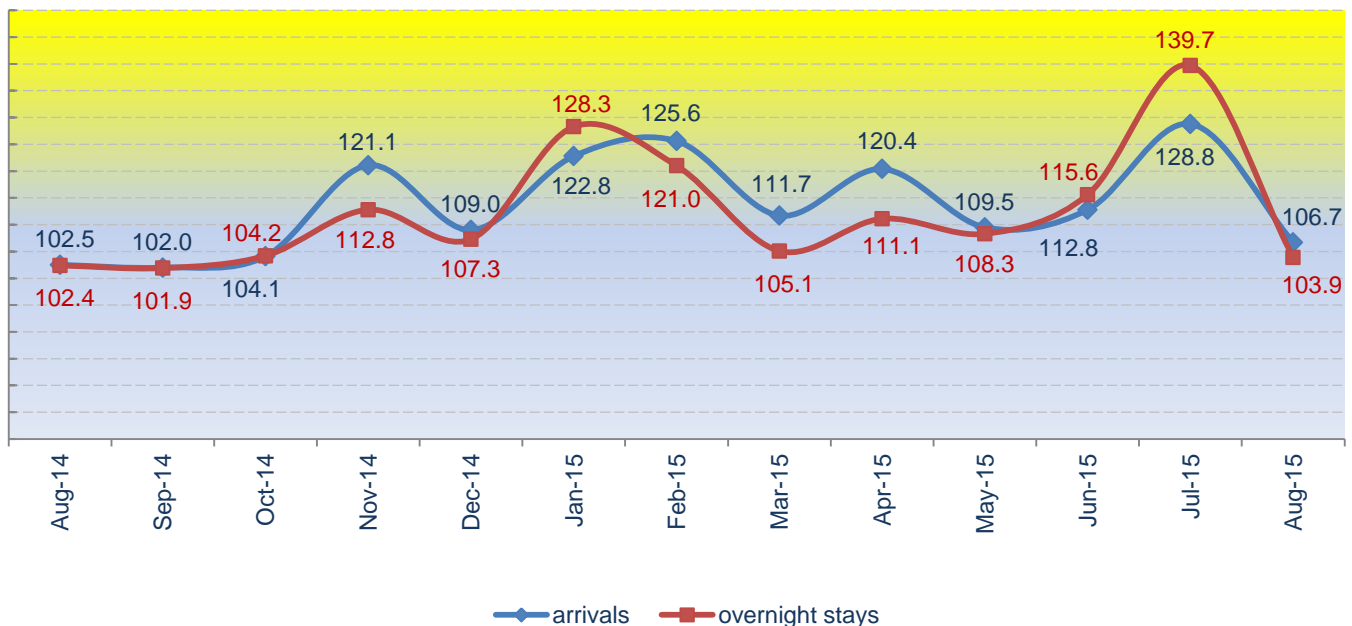
## Tourist arrivals and overnight stays August 2015<sup>(p)</sup>

In Montenegro, in August 2015 tourists realised 547 597 arrivals which is 6.7% more than in August 2014. The number of realised overnight stays is 4 005 286, which is 3.9% more than in August 2014. Overnight stays of foreign tourists represent 93.8% while the domestic tourists represent 6.2% of all overnight stays in August 2015.

Concerning the structure of overnight stays of foreign tourists, in August 2015, the most of them were realised by tourists from Serbia (30.6%), Russia (21.8%), Bosnia and Herzegovina (11.7%), Ukraine (3.6%), Germany (3.2%), Italy (2.9%), Poland (2.8%), Kosovo (2.6%). Tourists from other countries realised 20.8% overnight stays.

Concerning the structure of overnight stays by type of resort, the most of them were realised in seaside resorts (98.5%), mountain resorts (0.8%), capital city (0.4%), in other tourist resorts and other resorts.

Graph 1. Annual indices of tourist arrivals and overnight stays



<sup>(p)</sup> Preliminary data

**Table 1. Indices of tourist arrivals and overnight stays, August 2015**

<b>Indices</b>	<b><u>Aug 2015</u> Ø2010</b>	<b><u>Aug 2015</u> Jul 2015</b>	<b><u>Aug 2015</u> Aug 2014</b>	<b><u>Jan-Aug 2015</u> Jan-Aug 2014</b>
Index of tourist arrivals	520.3	123.8	106.7	115.0
Index of tourist overnight stays	603.4	124.1	103.9	116.5

**Table 2. Indices of tourist arrivals by type of accommodation establishments**

<b>Arrivals</b>	<b>Aug 2015</b>	<b>Aug 2014</b>	<b>Index</b>
			<b><u>Aug 2015</u> <u>Aug 2014</u></b>
<b>Total</b>	<b>547 597</b>	<b>513 317</b>	<b>106.7</b>
Collective accommodation <sup>1)</sup>	147 180	138 704	106.1
Individual accommodation <sup>2)</sup>	400 417	374 613	106.9

**Table 3. Indices of tourist overnight stays by type of accommodation establishments**

<b>Overnight stays</b>	<b>Aug 2015</b>	<b>Aug 2014</b>	<b>Index</b>
			<b><u>Aug 2015</u> <u>Aug 2014</u></b>
<b>Total</b>	<b>4 005 286</b>	<b>3 854 301</b>	<b>103.9</b>
Collective accommodation <sup>1)</sup>	829 826	794 748	104.4
Individual accommodation <sup>2)</sup>	3 175 460	3 059 553	103.8

<sup>1)</sup> Collective accommodation establishments include: hotels, camping sites, tourist resorts, vacation facilities, boarding houses, motels, inns etc.

<sup>2)</sup> Individual accommodation establishments include rented accommodation in houses, rooms and apartments

**Table 4. Tourist arrivals and overnight stays**

Month	Tourist arrivals			Tourist overnight stays		
	Foreign	Domestic	Total	Foreign	Domestic	Total
	(1)	(2)	(3)=(1)+(2)	(1)	(2)	(3)=(1)+(2)
<b>2015</b>						
Jan	14 102	5 482	19 584	55 558	19 085	74 643
Feb	16 429	5 058	21 487	57 988	19 859	77 847
Mar	18 861	5 343	24 204	68 726	19 295	88 021
Apr	37 125	6 683	43 808	124 241	20 665	144 906
May	87 222	12 758	99 980	388 433	49 169	437 602
Jun	163 294	17 817	181 111	1 061 383	89 635	1 151 018
July	417 894	24 567	442 461	3 083 939	143 144	3 227 083
Aug	509 959	37 638	547 597	3 758 518	246 768	4 005 286
<b>2014</b>	<b>1 350 297</b>	<b>167 079</b>	<b>1 517 376</b>	<b>8 596 656</b>	<b>957 127</b>	<b>9 553 783</b>
Jan	11 288	4 661	15 949	42 994	15 199	58 193
Feb	13 488	3 617	17 105	49 762	14 581	64 343
Mar	17 555	4 119	21 674	65 902	17 863	83 765
Apr	30 986	5 409	36 395	109 752	20 697	130 449
May	81 953	9 317	91 270	361 709	42 198	403 907
Jun	146 595	13 918	160 513	926 482	69 379	995 861
July	313 291	30 227	343 518	2 120 530	188 702	2 309 232
Aug	456 135	57 182	513 317	3 423 003	431 298	3 854 301
Sep	206 747	21 399	228 146	1 217 052	97 857	1 314 909
Oct	40 031	7 084	47 115	163 379	29 588	192 967
Nov	17 161	5 639	22 800	63 791	18 864	82 655
Dec	15 067	4 507	19 574	52 300	10 901	63 201
<b>2013</b>	<b>1 324 583</b>	<b>167 603</b>	<b>1 492 006</b>	<b>8 414 215</b>	<b>997 728</b>	<b>9 411 943</b>
Jan	10 977	4 527	15 504	42 207	14 852	57 059
Feb	11 773	3 577	15 350	39 889	14 078	53 967
Mar	18 643	4 232	22 695	61 700	17 880	79 580
Apr	27 744	5 006	32 750	106 843	20 983	127 826
May	77 675	11 464	89 139	365 176	56 513	421 689
Jun	144 659	17 195	161 854	914 192	94 582	1 008 774
July	317 059	31 131	348 190	2 087 060	202 273	2 289 333
Aug	445 440	55 339	500 779	3 342 837	422 696	3 765 533
Sep	203 044	20 683	223 727	1 191 678	99 119	1 290 797
Oct	38 284	6 954	45 238	155 633	29 593	185 226
Nov	15 324	3 499	18 823	58 636	14 634	73 270
Dec	13 961	3 996	17 957	48 364	10 525	58 889
<b>2012</b>	<b>1 264 163</b>	<b>175 337</b>	<b>1 439 500</b>	<b>8 143 007</b>	<b>1 008 229</b>	<b>9 151 236</b>
July	321 370	37 513	359 243	2 142 863	233 092	2 375 955
Aug	421 148	54 706	475 854	3 195 470	416 115	3 611 585
Sep	194 855	20 643	215 498	1 128 245	94 413	1 222 658
Oct	31 055	6 279	37 334	116 408	25 713	142 121
Nov	14 351	3 280	17 631	57 082	15 392	72 474
Dec	11 554	4 227	15 781	37 775	10 439	48 214

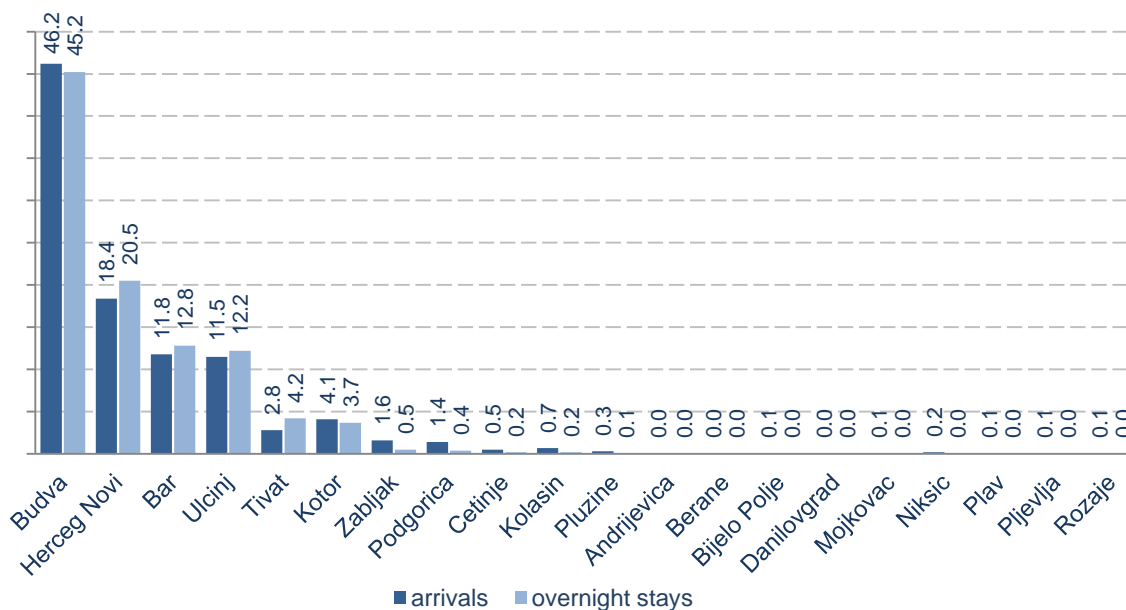
**Table 5. Indices of tourist arrivals and overnight stays**

Month	Indices of tourist arrivals			Indices of tourist overnight stays		
	2010=100	monthly indices	annual indices	2010=100	monthly indices	annual indices
<b>2015</b>						
Jan	18.6	100.1	122.8	11.2	118.1	128.3
Feb	20.4	109.7	125.6	11.7	104.3	121.0
Mar	23.0	112.6	111.7	13.3	113.1	105.1
Apr	41.6	181.0	120.4	21.8	164.6	111.1
May	95.0	228.2	109.5	65.9	302.0	108.3
Jun	172.1	181.1	112.8	173.4	263.0	115.6
July	420.4	244.3	128.8	486.2	280.4	139.7
Aug	520.3	123.8	106.7	603.4	124.1	103.9
<b>2014</b>	<b>120.1</b>			<b>119.9</b>		
Jan	15.2	88.8	102.9	8.8	98.8	102.0
Feb	16.3	107.2	111.4	9.7	110.6	119.2
Mar	20.6	126.7	95.5	12.6	130.2	105.3
Apr	34.6	167.9	111.1	19.7	155.7	102.1
May	86.7	250.8	102.4	60.9	309.6	95.8
Jun	152.5	175.9	99.2	150.0	246.6	98.7
July	326.4	214.0	98.7	347.9	231.9	100.9
Aug	487.7	149.4	102.5	580.7	166.9	102.4
Sep	216.8	44.4	102.0	198.1	34.1	101.9
Oct	44.8	20.7	104.1	29.1	14.7	104.2
Nov	21.7	48.4	121.1	12.5	42.8	112.8
Dec	18.6	85.9	109.0	9.5	76.5	107.3
<b>2013</b>	<b>118.1</b>			<b>118.2</b>		
Jan	14.7	98.2	95.5	8.6	118.3	91.7
Feb	14.6	99.0	130.2	8.1	94.6	104.2
Mar	21.6	147.9	103.6	12.0	147.5	98.6
Apr	31.1	144.3	102.4	19.3	160.6	102.3
May	84.7	272.2	109.7	63.5	329.9	107.3
Jun	153.8	181.6	104.4	152.0	239.2	104.5
July	330.8	215.1	96.9	344.9	226.9	96.4
Aug	475.8	143.8	105.2	567.3	164.5	104.3
Sep	212.6	44.7	103.8	194.5	34.3	105.6
Oct	43.0	20.2	121.2	27.9	14.3	130.3
Nov	17.9	41.6	106.8	11.0	39.6	101.1
Dec	17.1	95.4	113.8	8.9	80.4	122.1
<b>2012</b>	<b>114.0</b>			<b>114.9</b>		
July	341.3	231.7	102.7	358.0	246.1	105.6
Aug	452.1	132.5	104.5	544.1	152.0	101.6
Sep	204.8	45.3	106.8	184.2	33.9	106.9
Oct	35.5	17.3	106.0	21.4	11.6	102.6
Nov	16.8	47.2	101.6	10.9	51.0	101.8
Dec	15.0	89.5	96.4	7.3	66.5	104.0

**Table 6. Tourist arrivals and overnight stays by cities, August 2015**

City	Tourist arrivals				Overnight stays			
	Foreign	Domestic	Total	Structure	Foreign	Domestic	Total	Structure
	(1)	(2)	(3)=(1)+(2)	(3) in %	(1)	(2)	(3)=(1)+(2)	(3) in %
<b>Total</b>	<b>509 959</b>	<b>37 638</b>	<b>547 597</b>	<b>100.0</b>	<b>3 758 518</b>	<b>246 768</b>	<b>4 005 286</b>	<b>100.0</b>
Andrijevisa	8	21	29	0.0	10	28	38	0.0
Bar	63 265	1 270	64 535	11.8	503 816	7 604	511 420	12.8
Berane	105	64	169	0.0	136	120	256	0.0
Bijelo Polje	399	244	643	0.1	734	541	1 275	0.0
Budva	226 644	26 558	253 202	46.2	1 627 538	181 528	1 809 066	45.2
Cetinje	1 965	555	2 520	0.5	2 553	3 500	6 053	0.2
Danilovgrad	215	2	217	0.0	313	2	315	0.0
Herceg Novi	98 660	1 908	100 568	18.4	800 773	19 951	820 724	20.5
Kolasin	2 723	868	3 591	0.7	5 360	1 918	7 278	0.2
Kotor	22 365	314	22 679	4.1	145 299	1 710	147 009	3.7
Mojkovac	411	32	443	0.1	581	43	624	0.0
Niksic	704	122	826	0.2	1 183	368	1 551	0.0
Plav	495	20	515	0.1	1 027	45	1 072	0.0
Pljevlja	316	185	501	0.1	493	620	1 113	0.0
Pluzine	1 659	53	1 712	0.3	2 339	62	2 401	0.1
Podgorica	6 917	985	7 902	1.4	11 200	4 631	15 831	0.4
Rozaje	170	152	322	0.1	211	167	378	0.0
Tivat	14 829	572	15 401	2.8	165 992	3 016	169 008	4.2
Ulcinj	60 410	2 558	62 968	11.5	473 877	15 856	489 733	12.2
Zabljak	7 699	1 155	8 854	1.6	15 083	5 058	20 141	0.5

**Graph 2. Structure of tourist arrivals and overnight stays by cities, August 2015**



**Table 7. Foreign tourist arrivals and overnight stays by countries, August 2015**

<b>Countries</b>	<b>Arrivals</b>	<b>Structure, in %</b>	<b>Overnight stays</b>	<b>Structure, in %</b>
<b>Foreign tourists</b>	509 959	100.0	3 758 518	100.0
<b>Europe</b>	496 563	97.4	3 703 830	98.5
Albania	3 267	0.6	18 903	0.5
Austria	5 771	1.1	34 226	0.9
Belgium	2 860	0.6	12 752	0.3
Belarus	11 962	2.3	97 386	2.6
Bosnia and Herzegovina	67 239	13.2	438 119	11.7
Bulgaria	973	0.2	4 345	0.1
Czech Republic	6 596	1.3	44 335	1.2
Denmark	664	0.1	3 686	0.1
Estonia	207	0.0	1 384	0.0
Finland	691	0.1	3 086	0.1
France	13 945	2.7	75 291	2.0
Greece	1 200	0.2	2 179	0.1
Netherlands	2 106	0.4	12 142	0.3
Croatia	5 598	1.1	33 518	0.9
Ireland	806	0.2	3 056	0.1
Iceland	13	0.0	32	0.0
Italy	18 301	3.6	109 221	2.9
Cyprus	79	0.0	170	0.0
Kosovo	14 354	2.8	97 646	2.6
Latvia	262	0.1	1 680	0.0
Lithuania	541	0.1	2 982	0.1
Luxembourg	488	0.1	3 437	0.1
Hungary	8 890	1.7	53 621	1.4
Malta	35	0.0	144	0.0
Macedonia	9 101	1.8	76 378	2.0
Norway	1 630	0.3	12 983	0.3
Germany	17 793	3.5	120 499	3.2
Poland	17 679	3.5	106 095	2.8
Portugal	538	0.1	2 408	0.1
Romania	8 898	1.7	48 150	1.3
Russia	85 542	16.8	819 875	21.8
Slovakia	2 261	0.4	15 196	0.4
Slovenia	5 948	1.2	36 447	1.0
Serbia	139 301	27.3	1 149 652	30.6
Spain	1 202	0.2	4 181	0.1
Switzerland including Liechtenstein	3 361	0.7	20 475	0.5
Sweden	4 272	0.8	28 505	0.8
Turkey	5 525	1.1	11 177	0.3
Ukraine	16 118	3.2	134 913	3.6
United Kingdom	8 864	1.7	55 791	1.5
Other European countries	1 682	0.3	7 764	0.2

**Table 7. Foreign tourist arrivals and overnight stays by countries, August 2015**

<b>Countries</b>	<b>Arrivals</b>	<b>Structure, in %</b>	<b>Overnight stays</b>	<b>Structure, in %</b>
<b>Non-European countries</b>	13 396	2.6	54 688	1.5
South Africa	83	0.0	476	0.0
Other African countries	343	0.1	1 262	0.0
Canada	1 425	0.3	6 876	0.2
USA	3 394	0.7	14 289	0.4
Other Northern American countries	82	0.0	410	0.0
Argentina	63	0.0	165	0.0
Brazil	197	0.0	583	0.0
Chile	38	0.0	102	0.0
Other Central or South American countries	209	0.0	796	0.0
China (including Hong Kong)	988	0.2	1 473	0.0
Japan	186	0.0	409	0.0
Republic of Korea	256	0.1	477	0.0
Israel	1 730	0.3	4 458	0.1
India	101	0.0	402	0.0
Azerbaijan	666	0.1	5 031	0.1
Other Asian countries	1 896	0.4	10 131	0.3
Australia	1 348	0.3	5 950	0.2
New Zealand	237	0.0	679	0.0
Oceania and other territories	154	0.0	719	0.0

**Table 8. Tourist arrivals and overnight stays, July 2015**

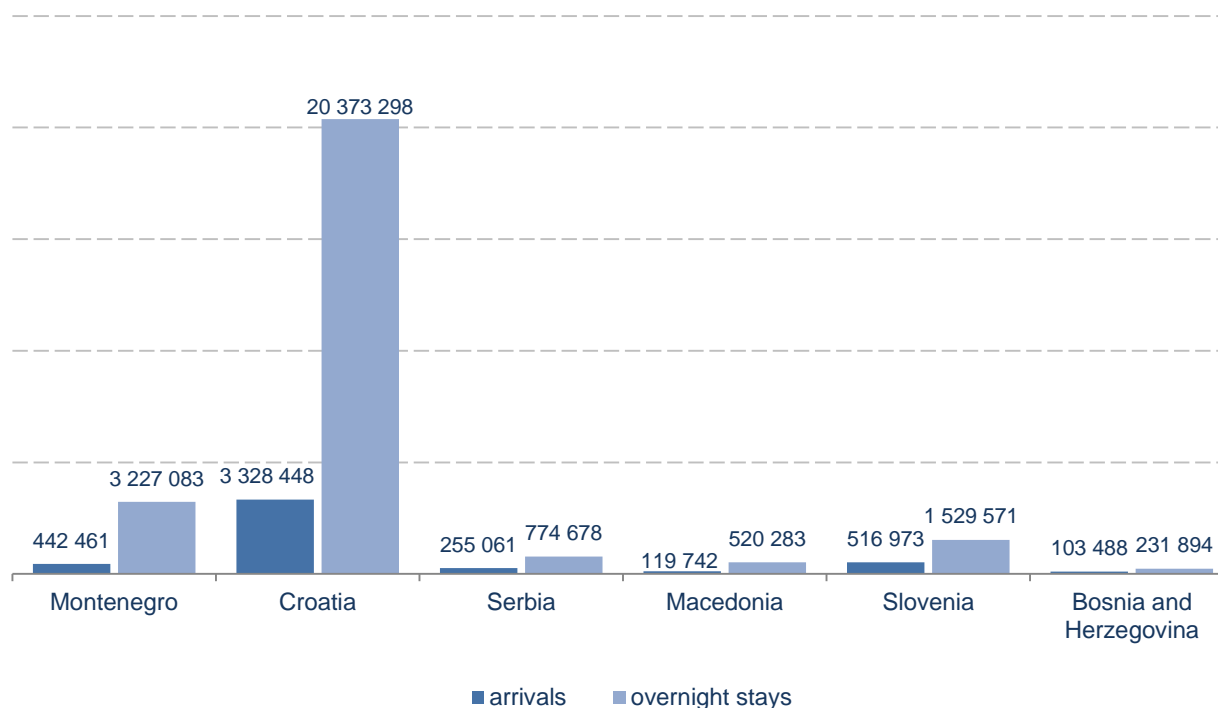
***Comparison with the countries of the region***

Country	Tourist arrivals			Tourist overnight stays		
	Foreign	Domestic	Total	Foreign	Domestic	Total
	(1)	(2)	(3)=(1)+(2)	(1)	(2)	(3)=(1)+(2)
<b>Montenegro</b>	<b>417 894</b>	<b>24 567</b>	<b>442 461</b>	<b>3 083 939</b>	<b>143 144</b>	<b>3 227 083</b>
Croatia	3 095 071	233 377	3 328 448	19 137 964	1 235 334	20 373 298
Serbia	126 967	128 094	255 061	285 020	489 658	774 678
Macedonia	60 368	59 374	119 742	145 311	374 972	520 283
Slovenia	388 213	128 760	516 973	1 043 491	486 080	1 529 571
Bosnia and Herzegovina <sup>1)</sup>	77 120	26 368	103 488	165 568	66 326	231 894

1) Source: Agency for Statistics of the Bosnia and Herzegovina

**Graph 3. Tourist arrivals and overnight stays, July 2015**

***Comparison with the countries of the region***





## METHODOLOGICAL NOTES

Data on tourist turnover have been collected by regular Monthly report on tourists arrivals and overnight stays in the accommodation establishments (form TU-11). Reports are made on basis of reception records in guest books.

Tourist is a person who spends at least one night in an accommodation facility or some other object for accommodation of tourist, in a place other than his/her place of permanent residence for the reasons of rest or recreation, health, studies, sports, religion, family, business, public missions or meetings. Tourists do not include migrants, border workers, diplomats, member of military forces in the regular duty, refugees. etc.

Domestic tourist is a person with permanent residence in Montenegro who temporarily resides in any place of Montenegro, and spends at least one night in accommodation facility.

Foreign tourist is a person with permanent residence outside Montenegro, who temporarily resides in any place in Montenegro, and spends at least one night in an accommodation facility.

Published and printed by Statistical Office of Montenegro (MONSTAT)  
81000 Podgorica, IV Proleterske 2. Phone: (+382) 20 230-811, Fax: (+382) 20 230-814

*The release prepared by:*

**Ivana CIMBALJEVIC and Boris MURATOVIC**

**Phone: +382-20-230 837**

*e-mail:* [contact@monstat.org](mailto:contact@monstat.org)