

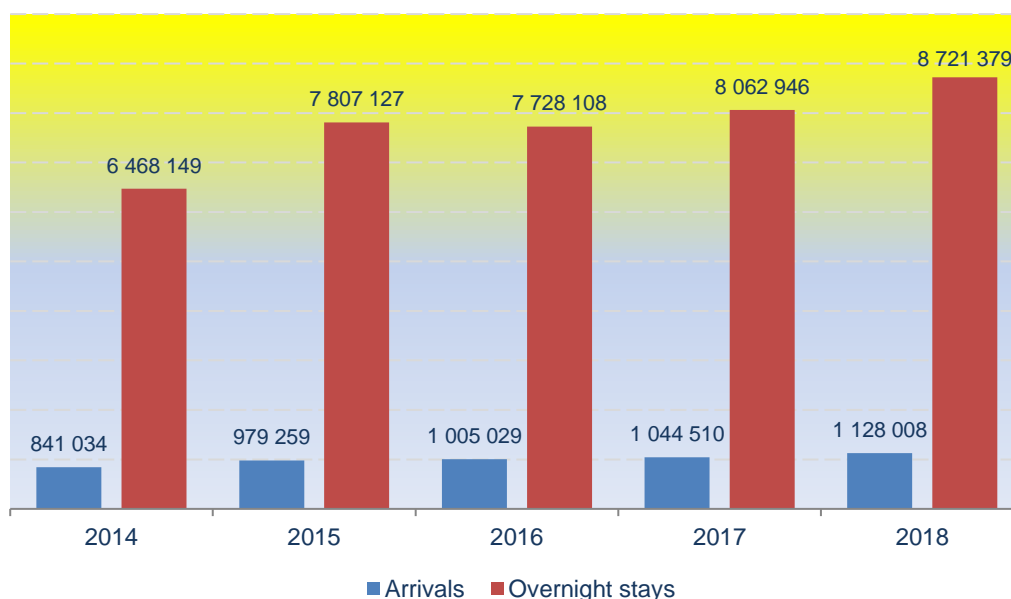
Arrivals and overnight stays in individual accommodation¹ 2018^(p)

In Montenegro, in individual accommodation in 2018, tourists realised 1 128 008 arrivals, which is 8.0% more than in 2017, while the number of realised overnight stays of 8 721 379 is higher by 8.2%. Overnight stays of foreign tourists represent 99.5%, while the domestic tourists represent 0.5% of all overnight stays.

Concerning the structure of overnight stays of foreign tourists in individual accommodation in 2018, the most of them were realised by tourists from Russia (30.1%), Serbia (28.9%), Bosnia and Herzegovina (11.3%), Ukraine (4.7%), Kosovo (2.5%), Germany (2.3%), Belarus (2.3%) and Poland (2.1%). Tourists from other countries realised 15.8% overnight stays.

Concerning the structure of overnight stays by type of resort, in individual accommodation in 2018, the most of them were realised in seaside resorts (98.3%), in mountain resorts (1.0%), in other tourist resorts (0.5%) and capital (0.2%).

Graph 1 Arrivals and overnight stays of tourists in individual accommodation, 2014-2018



¹Individual, so-called "private accommodation" includes accommodation in houses and rooms for rent as well as tourist apartments. Individual accommodation does not include collective accommodation establishments (hotels, boarding houses, motels, tourist resorts, vacation establishments, hostels, camping sites etc).

Table 1 Arrivals and overnight stays of tourists in individual accommodation by months, 2018

Month	Arrivals of tourists			Overnight stays of tourists		
	Foreign	Domestic	Total	Foreign	Domestic	Total
	(1)	(2)	(3)=(1)+(2)	(1)	(2)	(3)=(1)+(2)
2018	1 117 682	10 326	1 128 008	8 679 953	41 426	8 721 379
Jan	10 875	1 384	12 259	106 114	2 936	109 050
Feb	10 876	275	11 151	104 726	596	105 322
Mar	12 316	246	12 562	121 282	475	121 757
Apr	22 767	191	22 958	180 437	440	180 877
May	35 145	288	35 433	283 792	783	284 575
Jun	107 535	499	108 034	800 887	1 906	802 793
Jul	354 300	2 129	356 429	2 661 221	10 544	2 671 765
Aug	417 705	3 469	421 174	3 048 616	16 838	3 065 454
Sep	94 083	796	94 879	811 576	3 331	814 907
Oct	23 913	303	24 216	276 373	1 524	277 897
Nov	14 149	210	14 359	150 203	678	150 881
Dec	14 018	536	14 554	134 726	1 375	136 101

Graph 2 Arrivals and overnight stays of tourists in individual accommodation in high season, 2018

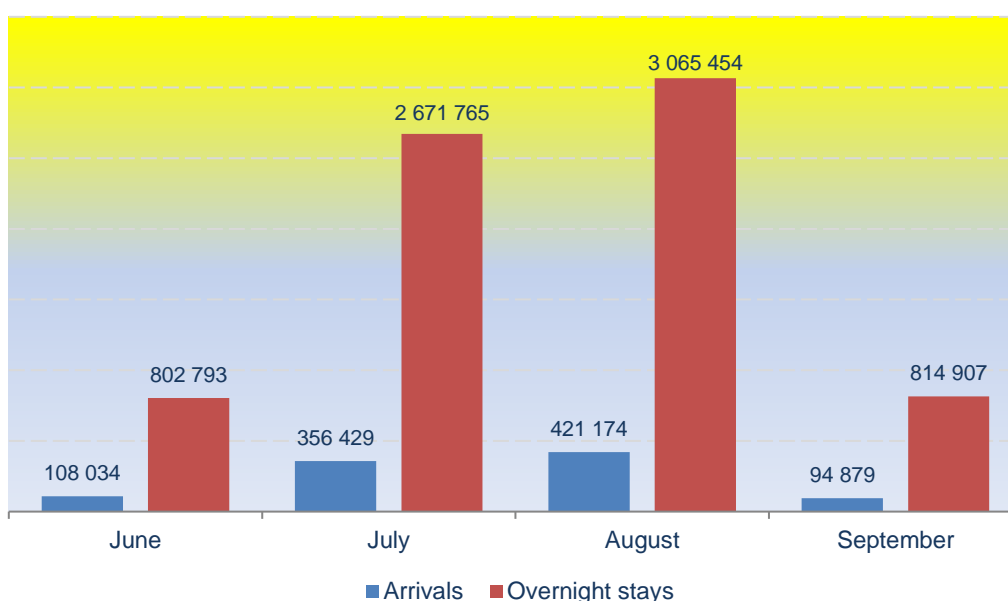


Table 2 Arrivals and overnight stays of tourists in individual accommodation by municipalities, 2018

Municipality	Arrivals of tourists				Overnight stays of tourists			
	Foreign	Domestic	Total	Structure	Foreign	Domestic	Total	Structure
	(1)	(2)	(3)=(1)+(2)	(3) in %	(1)	(2)	(3)=(1)+(2)	(3) in %
Ukupno	1 117 682	10 326	1 128 008	100.0	8 679 953	41 426	8 721 379	100.0
Andrijevisa	173	-	173	0.0	1 211	-	1 211	0.0
Bar	116 334	285	116 619	10.3	1 426 757	2 881	1 429 638	16.4
Berane	109	3	112	0.0	763	21	784	0.0
Bijelo Polje	1 104	-	1 104	0.1	12 360	-	12 360	0.1
Budva	461 068	2 618	463 686	41.1	2 968 060	9 901	2 977 961	34.1
Cetinje	1 458	1	1 459	0.1	9 070	4	9 074	0.1
Danilovgrad	1 367	1	1 368	0.1	8 206	7	8 213	0.1
Herceg Novi	205 892	348	206 240	18.3	2 080 336	3 004	2 083 340	23.9
Kolasin	6 945	2 310	9 255	0.8	18 644	4 959	23 603	0.3
Kotor	88 586	226	88 812	7.9	441 568	714	442 282	5.1
Mojkovac	857	-	857	0.1	977	-	977	0.0
Niksic	1 236	232	1 468	0.1	2 682	522	3 204	0.0
Plav	1 063	11	1 074	0.1	11 123	141	11 264	0.1
Pljevlja	1 777	854	2 631	0.2	6 007	2 555	8 562	0.1
Podgorica	5 856	253	6 109	0.6	12 848	291	13 139	0.2
Rozaje	1 363	584	1 947	0.2	3 109	584	3 693	0.0
Savnik	175	-	175	0.0	1 213	-	1 213	0.0
Tivat	62 480	167	62 647	5.6	755 522	1 967	757 489	8.7
Ulcinj	145 572	1 931	147 503	13.1	872 052	12 533	884 585	10.2
Zabljak	14 267	502	14 769	1.3	47 445	1 342	48 787	0.6

Graph 3 Structure of arrivals and overnight stays of tourists in individual accommodation in the most visited municipalities, 2018

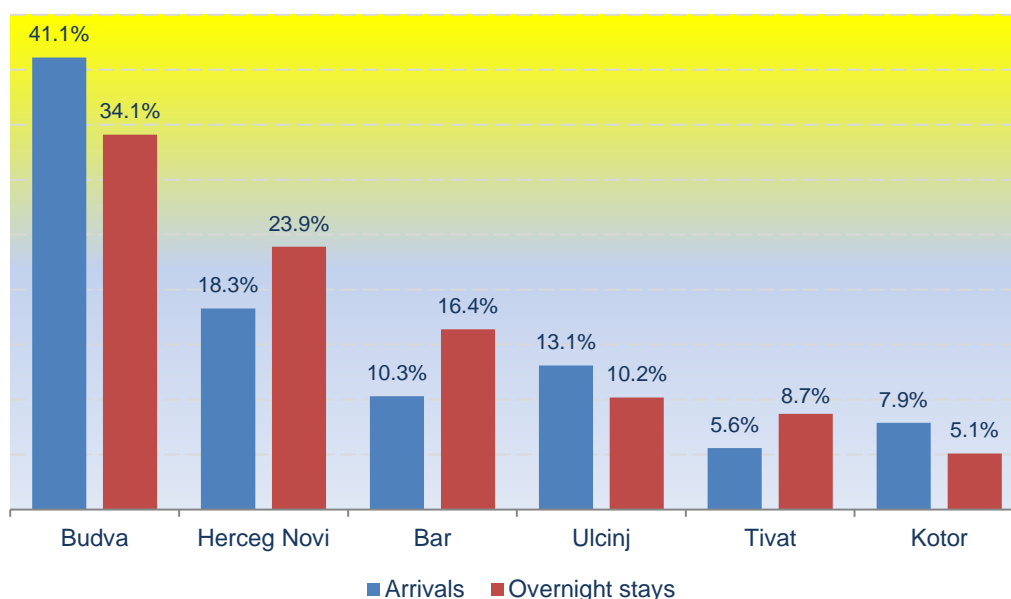


Table 3 Arrivals and overnight stays of foreign tourists in individual accommodation by country of residence, 2018

Country	Arrivals	Structure, in %	Overnight stays	Structure, in %
Foreign tourists	1 117 682	100.0	8 679 953	100.0
Europe	1 094 126	97.9	8 546 146	98.5
Albania	27 138	2.4	148 183	1.7
Austria	8 213	0.7	49 403	0.6
Belgium	5 095	0.5	24 069	0.3
Belarus	25 383	2.3	197 880	2.3
Bosnia and Herzegovina	158 486	14.2	981 531	11.3
Bulgaria	2 207	0.2	9 824	0.1
Czech Republic	5 397	0.5	29 686	0.3
Denmark	2 493	0.2	15 844	0.2
Estonia	1 704	0.2	10 306	0.1
Finland	3 568	0.3	17 501	0.2
France	15 884	1.4	74 877	0.9
Greece	529	0.0	2 220	0.0
Netherlands	5 939	0.5	31 824	0.4
Croatia	8 582	0.8	54 819	0.6
Ireland	1 222	0.1	6 664	0.1
Iceland	146	0.0	767	0.0
Italy	12 769	1.1	64 502	0.7
Cyprus	64	0.0	388	0.0
Kosovo	34 220	3.1	218 324	2.5
Latvia	1 924	0.2	13 795	0.2
Lithuania	2 992	0.3	17 980	0.2
Luxembourg	705	0.1	5 191	0.1
Hungary	19 204	1.7	107 893	1.2
Malta	413	0.0	4 986	0.1
Macedonia	18 393	1.6	129 802	1.5
Norway	4 615	0.4	33 141	0.4
Germany	32 018	2.9	201 916	2.3
Poland	30 672	2.7	185 727	2.1
Portugal	577	0.1	2 054	0.0
Romania	9 971	0.9	59 031	0.7
Russia	259 310	23.2	2 609 365	30.1
Slovakia	3 464	0.3	21 130	0.2
Slovenia	6 041	0.5	35 289	0.4
Serbia	289 325	25.9	2 506 990	28.9
Spain	2 160	0.2	6 910	0.1
Switzerland (including Liechtenstein)	7 288	0.7	41 932	0.5
Sweden	8 778	0.8	61 155	0.7
Turkey	9 572	0.9	48 114	0.6
Ukraine	48 914	4.4	406 041	4.7
United Kingdom	16 674	1.5	96 185	1.1
Other European countries	2 077	0.2	12 907	0.1

Table 3 Arrivals and overnight stays of foreign tourists in individual accommodation by country of residence, 2018

Country	<i>follow-up</i>			
	Arrivals	Structure, in %	Overnight stays	Structure, in %
Non-European countries	23 556	2.1	133 807	1.5
South Africa	221	0.0	2 006	0.0
Other African countries	431	0.0	2 478	0.0
Canada	2 918	0.3	21 921	0.3
USA	6 693	0.6	42 617	0.5
Other Northern American countries	221	0.0	998	0.0
Argentina	225	0.0	1 013	0.0
Brazil	326	0.0	1 556	0.0
Chile	90	0.0	317	0.0
Other Central or South American countries	416	0.0	2 130	0.0
China (including Hong Kong)	1 377	0.1	3 175	0.0
Japan	345	0.0	1 048	0.0
Republic of Korea	262	0.0	950	0.0
Israel	2 946	0.3	12 450	0.1
India	356	0.0	1 314	0.0
Azerbaijan	483	0.0	4 069	0.0
Other Asian countries	2 556	0.2	17 892	0.2
Australia	2 829	0.3	14 487	0.2
New Zealand	579	0.1	2 199	0.0
Oceania and other territories	282	0.0	1 187	0.0

METHODOLOGICAL NOTES

Since 2017 the methodology for calculating individual accommodation, in the process of data collection and processing, has included the following data sources: administrative databases (Local Tourism Organizations, Ministry of the Interior, Ministry of Sustainable Development and Tourism, National Tourism Organization, Secretariats of Local Self-Government) and statistical sources and records. The newly established administrative data sources are the result of new legislation, such as the register of residence registration (ie. Database RB90) under the jurisdiction of the Ministry of the Interior (regulated by the Law on Foreigners - "Official Gazette of Montenegro", no. 056/14 of 12.24.2014 , 028/15 of 03.06.2015, 016/16 of 08.03.2016).

Due to the mentioned changes in methodology in the process of data collection and processing (inclusion of newly established data sources and development of data records - administrative bases / registers of other institutions), data of individual accommodation by municipalities and on monthly basis for 2017 and 2018 are not fully comparable with the same data from previous years.

The aim of the survey on tourist arrivals and overnight stays in the individual / private accommodation is to provide basic information about the scope of traffic (arrivals and overnight stays) of domestic and foreign tourists.

The survey collects data on:

- number of arrivals and overnight stays of domestic and foreign tourists in individual / private accommodation establishments including accommodation in houses and rooms for rent as well as tourist apartments;
- structure of arrivals and overnight stays of foreign tourists by country of residence in individual / private accommodation establishments.

The survey covers all official data of catering establishments in the territory of Montenegro which provide accommodation services in houses and rooms for rent, as well as tourist apartments.

Tourist is a person who spends at least one night in an accommodation facility or some other object for accommodation of tourist, in a place other than his/her place of permanent residence for the reasons of rest or recreation, health, studies, sports, religion, family, business, public missions or meetings. Tourists do not include migrants, border workers, diplomats, member of military forces in the regular duty, refugees, etc.

Domestic tourist is a person with permanent residence in Montenegro who temporarily resides in any place of Montenegro, and spends at least one night in accommodation facility.

Foreign tourist is a person with permanent residence outside Montenegro, who temporarily resides in any place in Montenegro, and spends at least one night in an accommodation facility.

**Issued and printed by Statistical Office of Montenegro (MONSTAT)
81000 Podgorica, IV Proleterske 2, phone (+382) 20 230-811; Fax (+382) 20 230-814**

The release prepared by:

Ivana CIMBALJEVIC and Boris MURATOVIC

Tel. +382-20-230 837

e-mail: contact@monstat.org