

Nautical tourism, 2013

In 2013, the total of 3 786 foreign vessels for entertainment, sport or recreation entered the internal sea waters of Montenegro which indicates an increase of 26.7% in comparison with 2012. Of the total, there were 3 192 vessels which arrived by sea, and 594 vessels which were transported by land.

By type of foreign vessels for entertainment, sport or recreation in the internal sea waters of Montenegro, there were the largest number of arrivals of motor yachts (52.6%), sailboats (28.5%), and other vessels (18.9%).

Number of persons arrived on these vessels in 2013 was 15 778, which is an increase of 8.9% in comparison with 2012. By citizenship, the largest number of arrived persons on these vessels was from: Great Britain (13.4%), Italy (7.4%), Austria (5.1%), Germany (3.7%), Croatia (3.3%), France (3.0%), USA (2.1%) and other countries (62.1%).

Graph 1. Number of vessels and persons

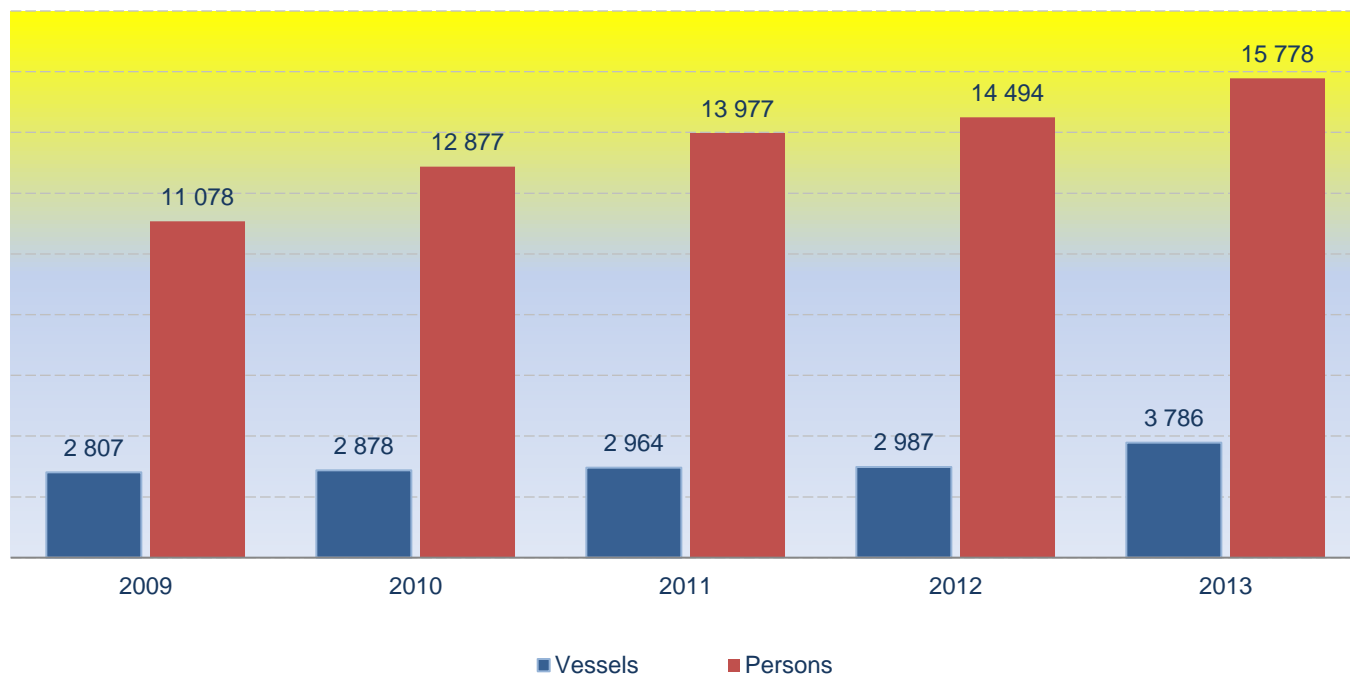
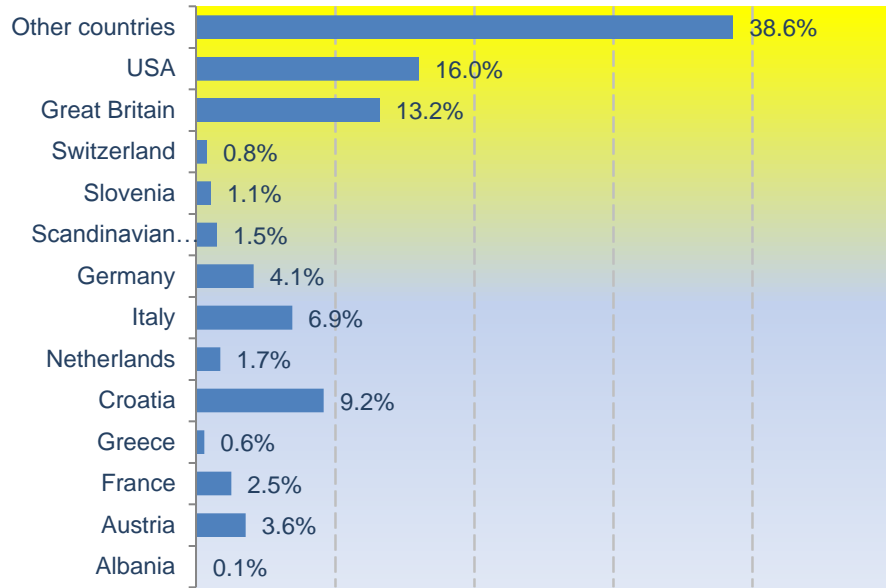


Table 1. Arrival of foreign vessels for entertainment, sport or recreation in the internal sea waters of Montenegro, 2013

	Total	By sea	By land	Total indices 2013 2012	Structure
	<i>(1)=(2)+(3)</i>	<i>(2)</i>	<i>(3)</i>	<i>(1)</i>	<i>(1) in %</i>
Total	3 786	3 192	594	126.7	100.0
By flag					
Albania	2	2	0	-	0.1
Austria	135	119	16	82.8	3.6
France	96	88	8	102.1	2.5
Greece	23	21	2	82.1	0.6
Croatia	348	346	2	103.6	9.2
Netherlands	66	61	5	153.5	1.7
Italy	262	250	12	105.6	6.9
Germany	157	122	35	101.3	4.1
Scandinavian countries	57	48	9	172.7	1.5
Slovenia	41	35	6	117.1	1.1
Switzerland	30	26	4	136.4	0.8
Great Britain	500	463	37	125.0	13.2
USA	607	422	185	129.7	16.0
Other countries	1 462	1 189	273	152.0	38.6
By vessel length					
Up to 6 m	404	171	233	119.2	10.7
From 6 to 8	249	166	83	130.4	6.6
From 8 to 10	319	252	67	130.2	8.4
From 10 to 12	693	635	58	133.8	18.3
From 12 to 15	734	645	89	102.1	19.4
From 15 to 20	464	433	31	143.2	12.3
Over 20 m	923	890	33	141.8	24.4
By vessel type					
Motor yachts	1 993	1 873	120	139.4	52.6
Sailboats	1 079	942	137	102.5	28.5
Other	714	377	337	141.7	18.9

Graph 2. Structure of number of vessels by flag, 2013



Graph 3. Arrival of vessels by months

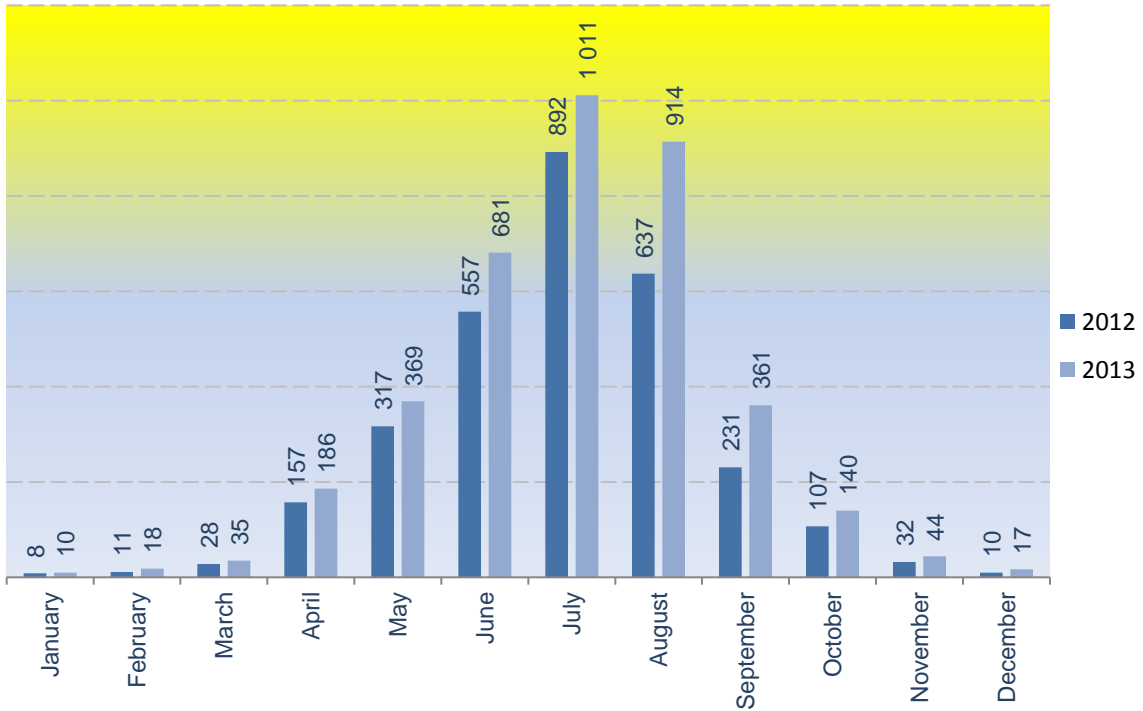
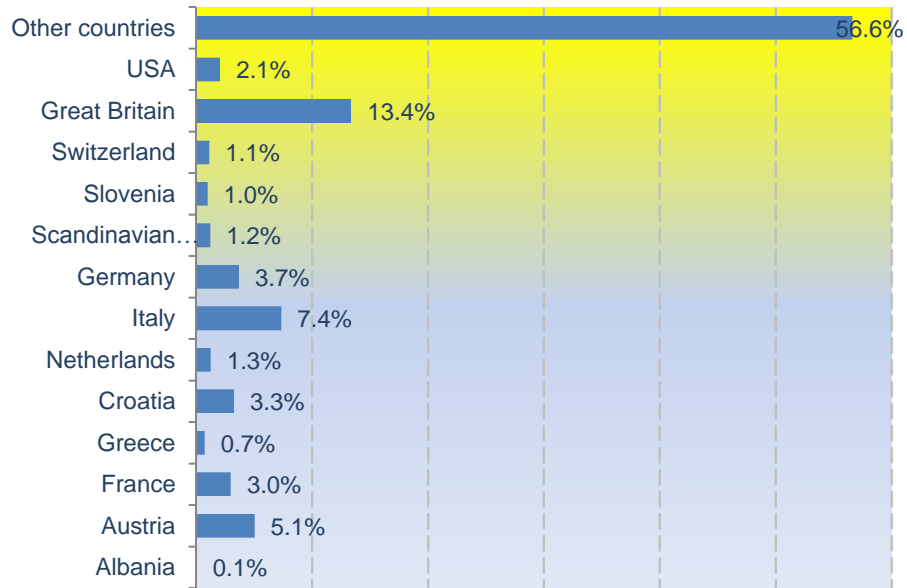


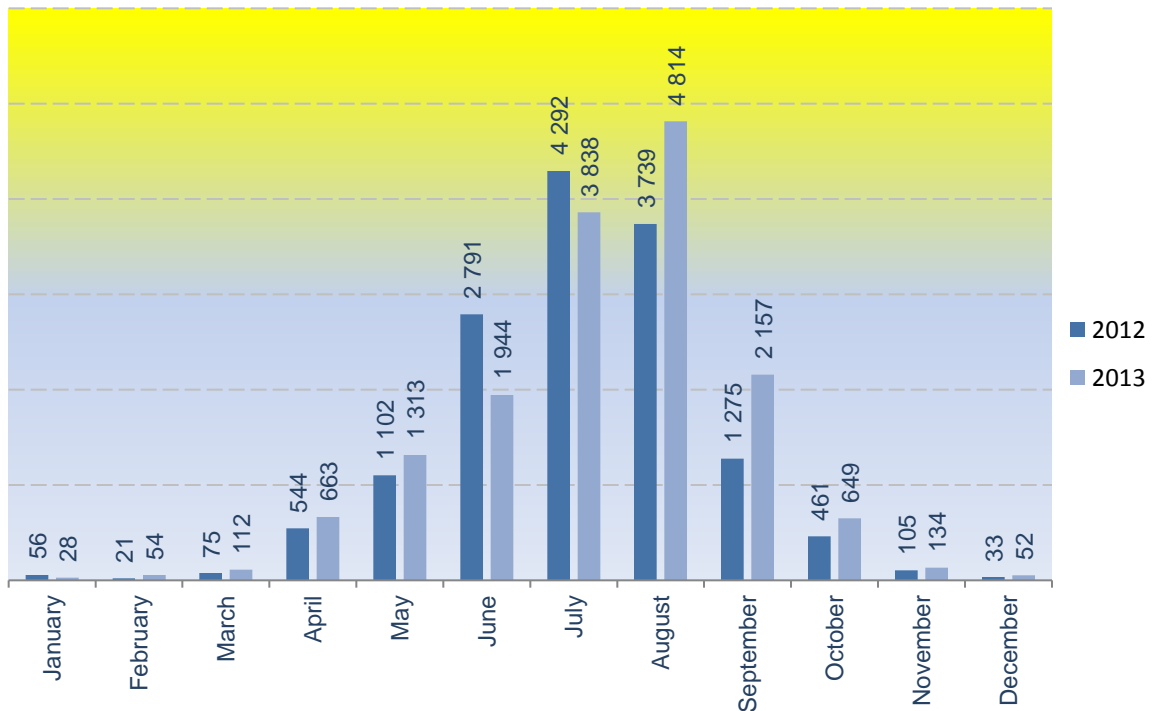
Table 2. Number of persons arrived by vessels, 2013

	Total	By sea	By land	Total indices 2013 2012	Structure
	<i>(1)=(2)+(3)</i>	<i>(2)</i>	<i>(3)</i>	<i>(1)</i>	<i>(1) in %</i>
Total	15 778	14 414	1 364	108.9	100.0
By citizenship					
Albania	9	6	3	60.0	0.1
Austria	800	785	15	101.4	5.1
France	474	468	6	90.1	3.0
Greece	117	117	0	83.6	0.7
Croatia	516	503	13	78.5	3.3
Netherlands	202	199	3	79.2	1.3
Italy	1 163	1 138	25	88.0	7.4
Germany	586	560	26	63.8	3.7
Scandinavian countries	196	185	11	92.0	1.2
Slovenia	160	152	8	52.8	1.0
Switzerland	181	173	8	80.4	1.1
Great Britain	2 112	2 072	40	128.2	13.4
USA	329	315	14	66.6	2.1
Other countries	8 933	7 741	1 192	127.8	56.6

Graph 4. Structure of persons arrived by citizenship, 2013



Graph 5. Persons arrived by months



METHODOLOGICAL NOTES

Monthly report on foreign vessels for entertainment, sport or recreation is performed aimed at collecting information on turnover of foreign yachts and other vessels intended for entertainment, sport or recreation within internal sea waters of Montenegro. The survey also provides the data on foreigners entering our country on yachts and other vessels for entertainment, sport or recreation. Reporting units are seaports responsible for issuing the permit for entering the internal sea waters of Montenegro. The data collection is done by reporting method (TU-17 form).

Motor yacht is a vessel equipped with an engine intended for entertainment, sport or recreation and having, according to the common maritime usance, a cabin with at least two beds, a toilet and cooking facilities.

Sailboat is a vessel intended for entertainment, sport or recreation whose main power is wind and it is equipped with a cabin with at least two beds, a toilet and a cooking facility.

Other vessels are boats (made of wood, plastic, rubber and the like) 3 or more meters long or less than 3 meters long if they are equipped with an engine. Included are also motorboats if they do not meet requirements for yachts.

Published and printed by Statistical Office of Montenegro (MONSTAT)
81000 Podgorica, IV Proleterske 2, Phone (+382) 20 230 811, Fax (+382) 20 230 814

Release prepared by:

Boris MURATOVIC
Phone +382 20 230 837
e-mail: contact@monstat.org