

Nautical tourism, 2012

In 2012, the total of 2 987 foreign vessels for entertainment, sport or recreation entered the internal sea waters of Montenegro which indicates an increase of 0.8% in comparison with 2011. Of the total, there were 2 438 vessels which arrived by sea, and 549 vessels which were transported by land.

By type of foreign vessels for entertainment, sport or recreation in the internal sea waters of Montenegro, there were the largest number of arrivals of motor yachts (47.9%), sailboats (35.3%), and other vessels (16.9%).

Number of persons arrived on these vessels in 2012 was 14 494, which is an increase of 3.7% in comparison with 2011. By citizenship, the largest number of arrived persons on these vessels was from: Great Britain (11.4%), Italy (9.1%), Germany (6.3%), Austria (5.4%), Croatia (4.5%), France (3.6%), SAD (3.4%) and other countries (56.3%).

Graph 1. Number of vessels and persons

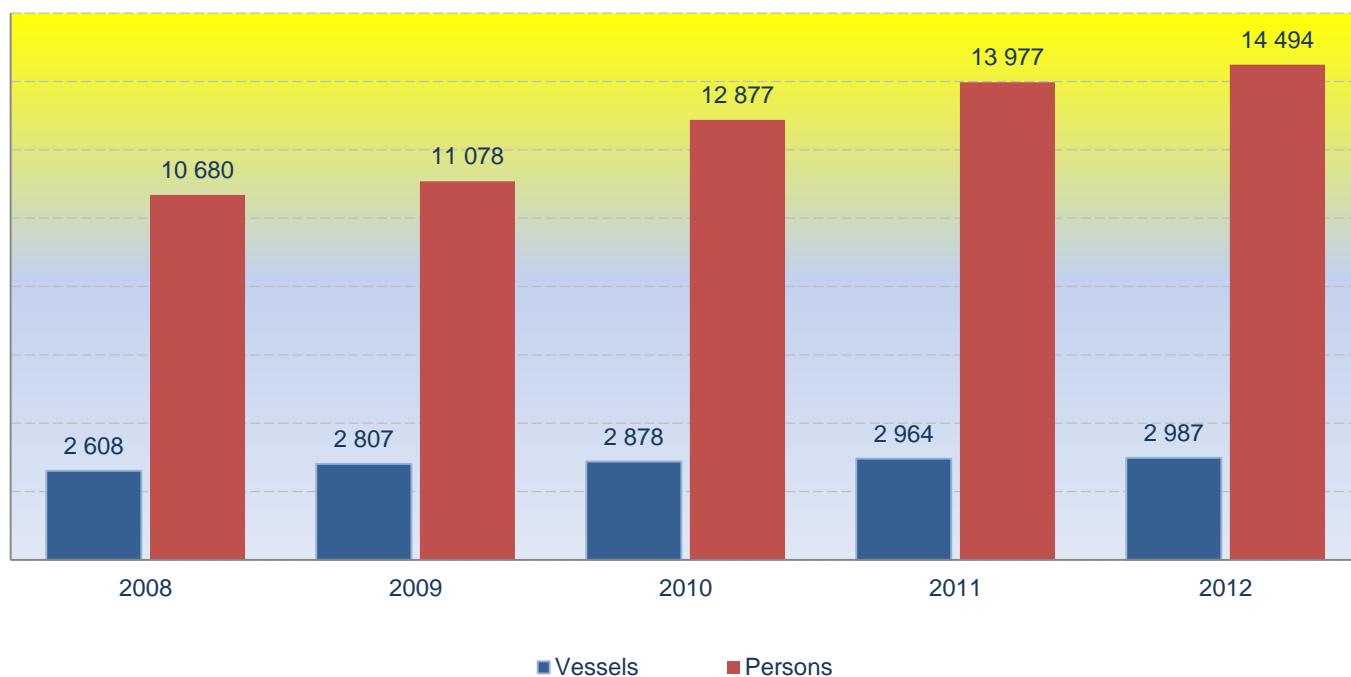
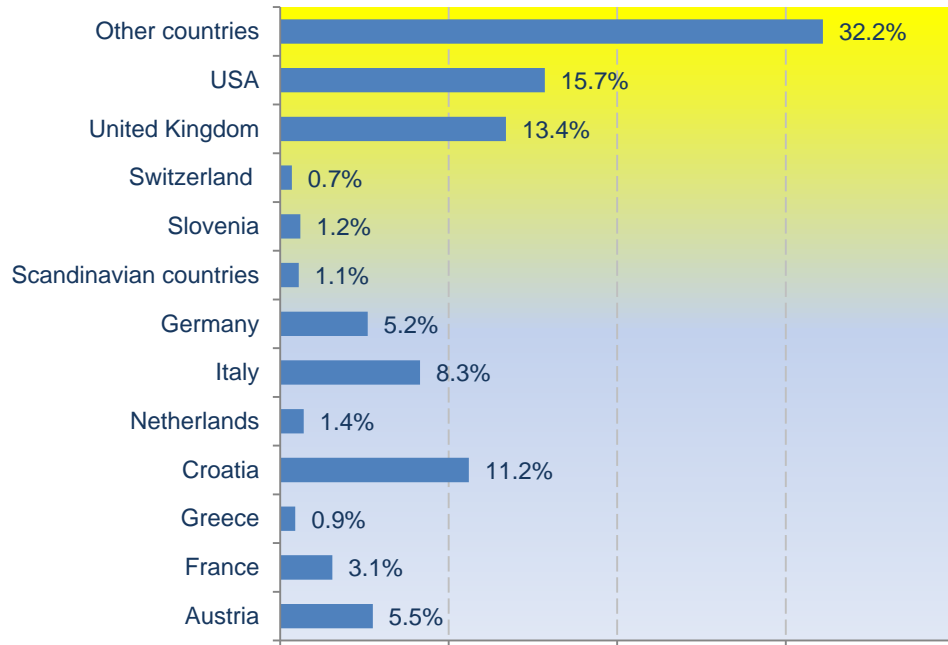


Table 1. Arrival of foreign vessels for entertainment, sport or recreation in the internal sea waters of Montenegro, 2012

	Total	By sea	By land	Total indices 2012 2011	Structure
	<i>(1)=(2)+(3)</i>	<i>(2)</i>	<i>(3)</i>	<i>(1)</i>	<i>(1) in %</i>
Total	2 987	2 438	549	100.8	100.0
By flag					
Austria	163	143	20	114.0	5.5
France	94	86	8	111.9	3.1
Greece	28	25	3	60.9	0.9
Croatia	336	334	2	94.4	11.2
Netherlands	43	41	2	126.5	1.4
Italy	248	237	11	69.1	8.3
Germany	155	110	45	121.1	5.2
Scandinavian countries	33	26	7	110.0	1.1
Slovenia	35	32	3	87.5	1.2
Switzerland	22	16	6	91.7	0.7
Great Britain	400	368	32	89.3	13.4
USA	468	273	195	122.8	15.7
Other countries	962	747	215	108.0	32.2
By vessel length					
Up 6 m	339	160	179	111.1	11.3
From 6 to 8	191	104	87	103.8	6.4
From 8 to 10	245	184	61	88.1	8.2
From 10 to 12	518	451	67	92.0	17.3
From 12 to 15	719	639	80	105.7	24.1
From 15 to 20	324	291	33	93.1	10.8
Over 20 m	651	609	42	107.4	21.8
By vessel type					
Motor yachts	1 430	1 310	120	98.0	47.9
Sailboat	1 053	915	138	96.6	35.3
Other	504	213	291	121.4	16.9

Graph 2. Structure of number of vessels by flag, 2012



Graph 3. Arrival of vessels by months

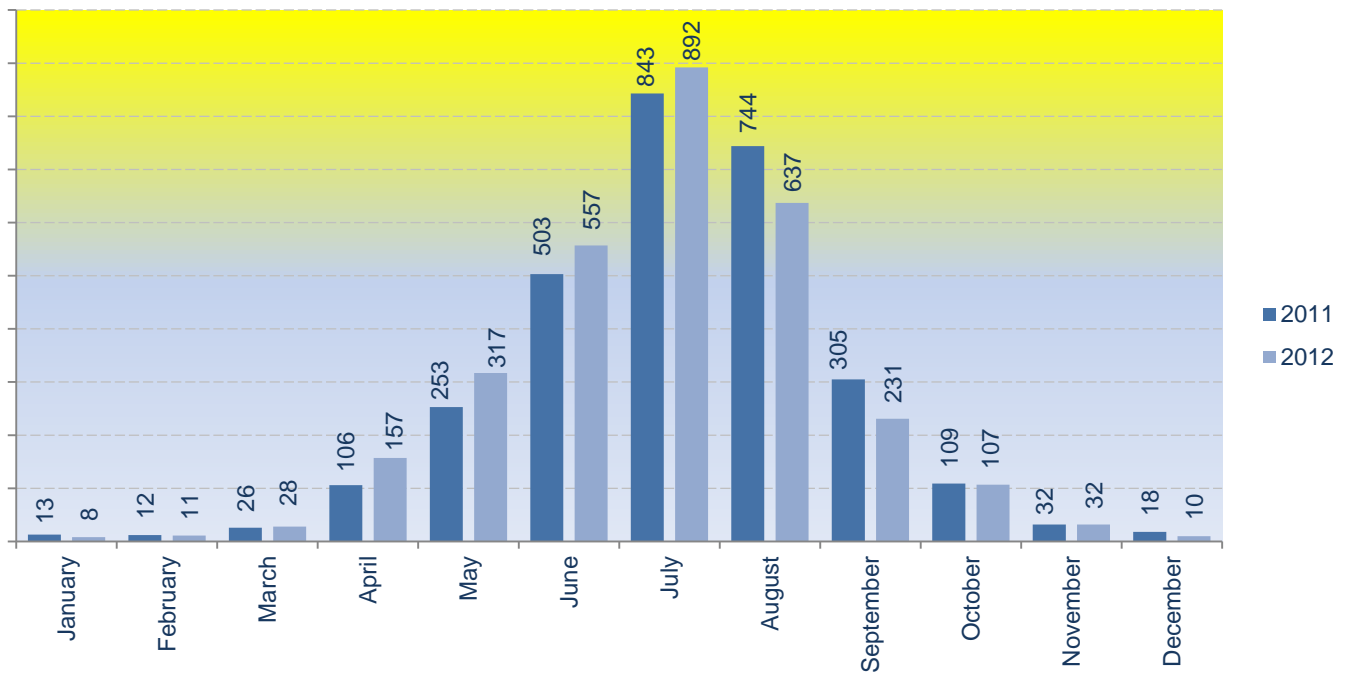
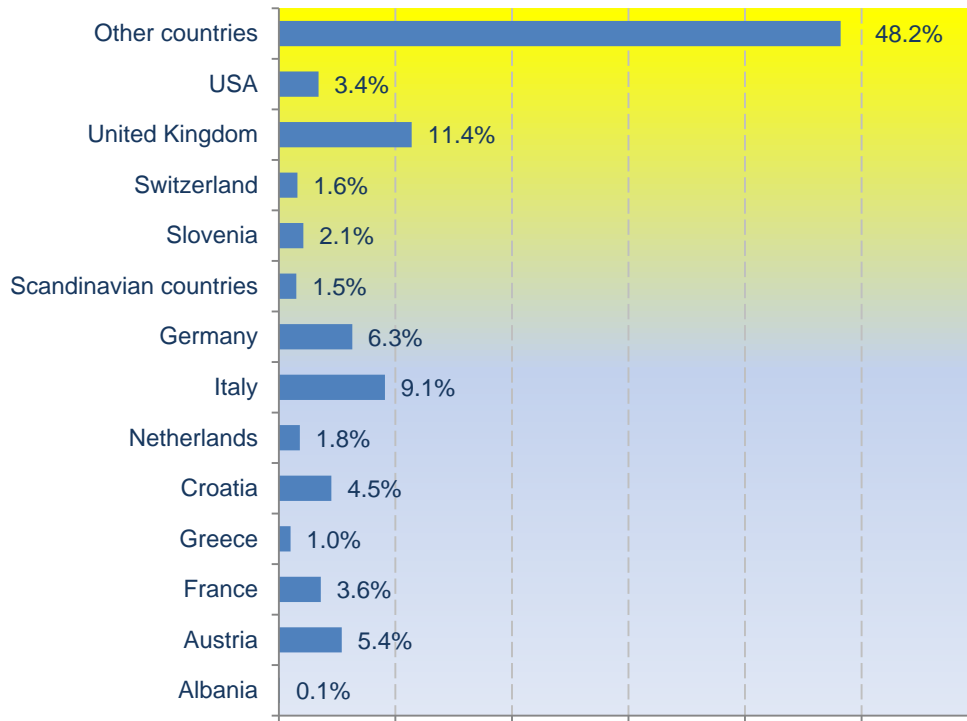


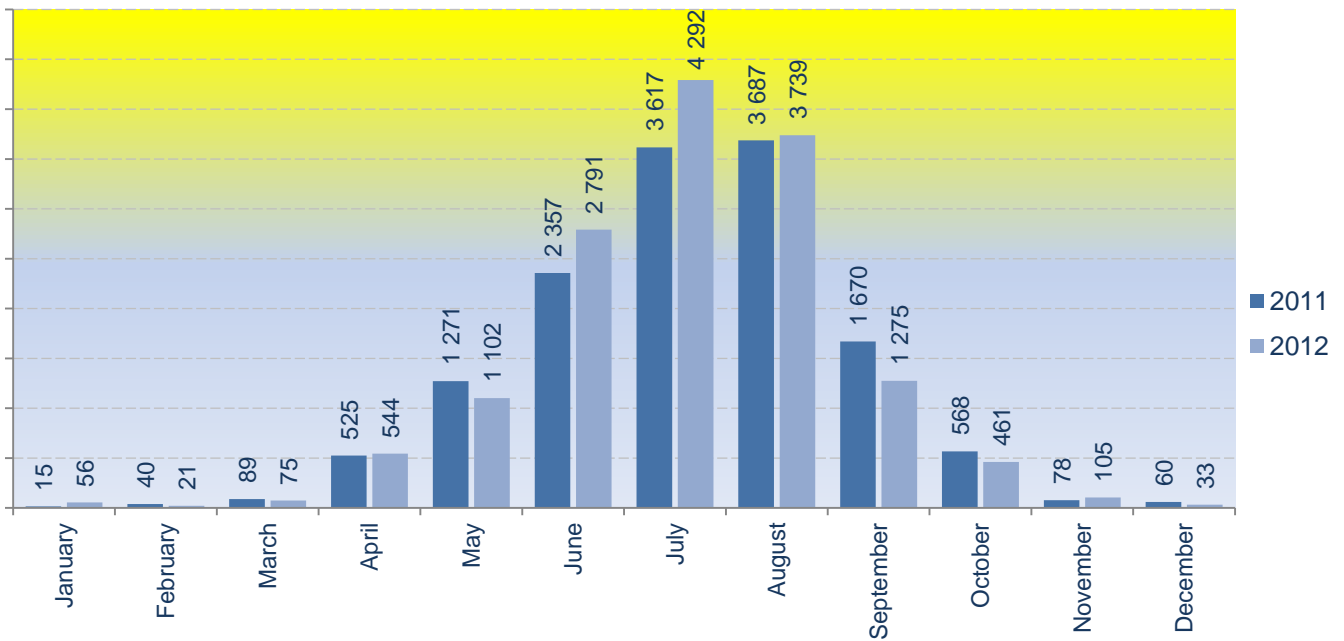
Table 2. Number of persons arrived by vessels, 2012

	Total	By sea	By land	Total indices <u>2012</u> <u>2011</u>	Structure
	<i>(1)=(2)+(3)</i>	<i>(2)</i>	<i>(3)</i>	<i>(1)</i>	<i>(1) in %</i>
Total	14 494	13 227	1 267	103.7	100.0
By citizenship					
Albania	15	14	1	48.4	0.1
Austria	789	775	14	104.2	5.4
France	526	512	14	96.2	3.6
Greece	140	138	2	58.6	1.0
Croatia	657	647	10	83.0	4.5
Netherlands	255	253	2	130.1	1.8
Italy	1 322	1 297	25	74.4	9.1
Germany	918	873	45	102.0	6.3
Scandinavian countries	213	192	21	113.9	1.5
Slovenia	303	287	16	98.4	2.1
Switzerland	225	209	16	103.2	1.6
Great Britain	1 647	1 631	16	88.1	11.4
USA	494	476	18	81.8	3.4
Other countries	6 990	5 923	1 067	125.9	48.2

Graph 4. Structure of persons arrived by citizenship, 2012



Graph 5. Persons arrived by months



METHODOLOGICAL NOTES

Monthly report on foreign vessels for entertainment, sport or recreation is performed aimed at collecting information on turnover of foreign yachts and other vessels intended for entertainment, sport or recreation within internal sea waters of Montenegro. The survey also provides the data on foreigners entering our country on yachts and other vessels for entertainment, sport or recreation. Reporting units are seaports responsible for issuing the permit for entering the internal sea waters of Montenegro. The data collection is done by reporting method (TU-17 form).

Motor yacht is a vessel equipped with an engine intended for entertainment, sport or recreation and having, according to the common maritime usance, a cabin with at least two beds, a toilet and cooking facilities.

Sailboat is a vessel intended for entertainment, sport or recreation whose main power is wind and it is equipped with a cabin with at least two beds, a toilet and a cooking facility.

Other vessels are boats (made of wood, plastic, rubber and the like) 3 or more meters long or less than 3 meters long if they are equipped with an engine. Included are also motorboats if they do not meet requirements for yachts.

**Published and printed by Statistical Office of Montenegro (MONSTAT)
81000 Podgorica, IV Proleterske 2, Phone (+382) 20 230 811, Fax (+382) 20 230 814**

Release prepared by:

Ivana CIMBALJEVIĆ
Phone +382 20 230 837
e-mail: contact@monstat.org