

Nautical tourism, 2014

In 2014, the total of 3 961 foreign vessels for entertainment, sport or recreation entered the internal sea waters of Montenegro which indicates an increase of 4.6% in comparison with 2013. Of the total, there were 3 286 vessels which arrived by sea, and 675 vessels which were transported by land.

By type of foreign vessels for entertainment, sport or recreation in the internal sea waters of Montenegro, there were the largest number of arrivals of motor yachts (48.5%), sailboats (33.1%), and other vessels (18.4%).

Number of persons arrived on these vessels in 2014 was 18 129, which is an increase of 14.9% in comparison with 2013. By citizenship, the largest number of arrived persons on these vessels was from: Great Britain (13.7%), Italy (6.0%), Austria (4.4%), Croatia (3.4%), Germany (3.3%), France (2.9%), USA (2.6%) and other countries (63.7%).

Graph 1. Number of vessels and persons

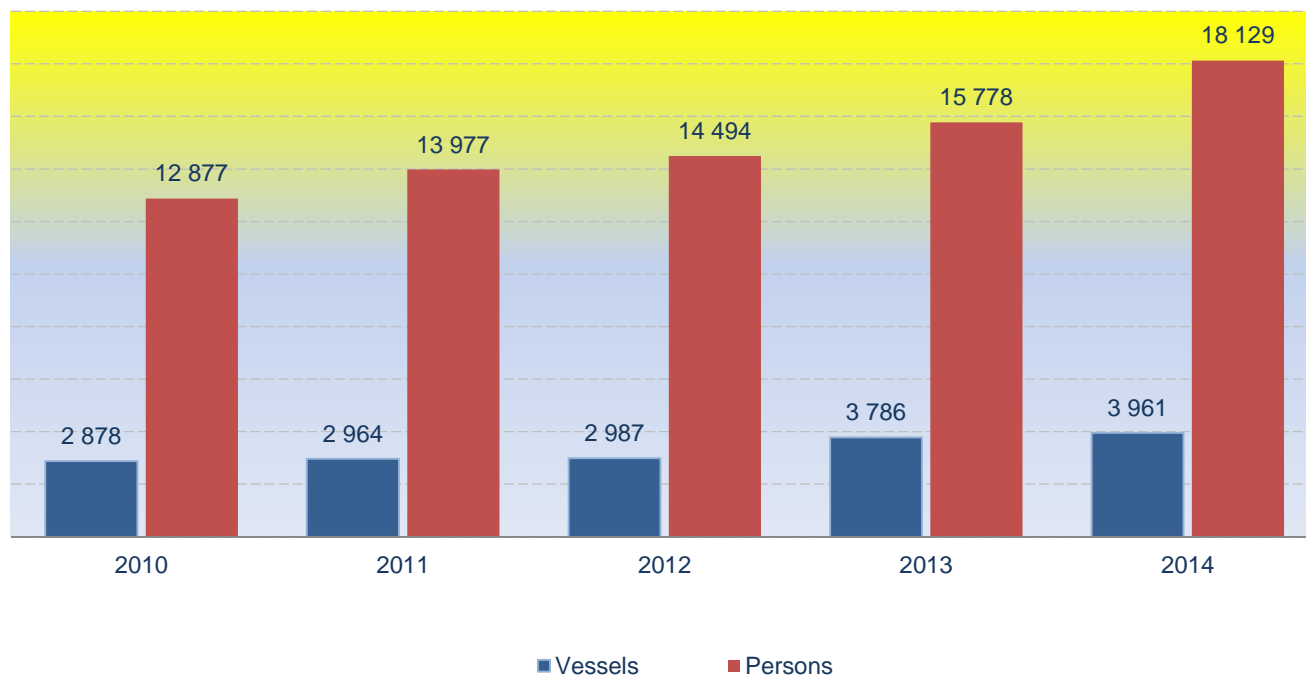
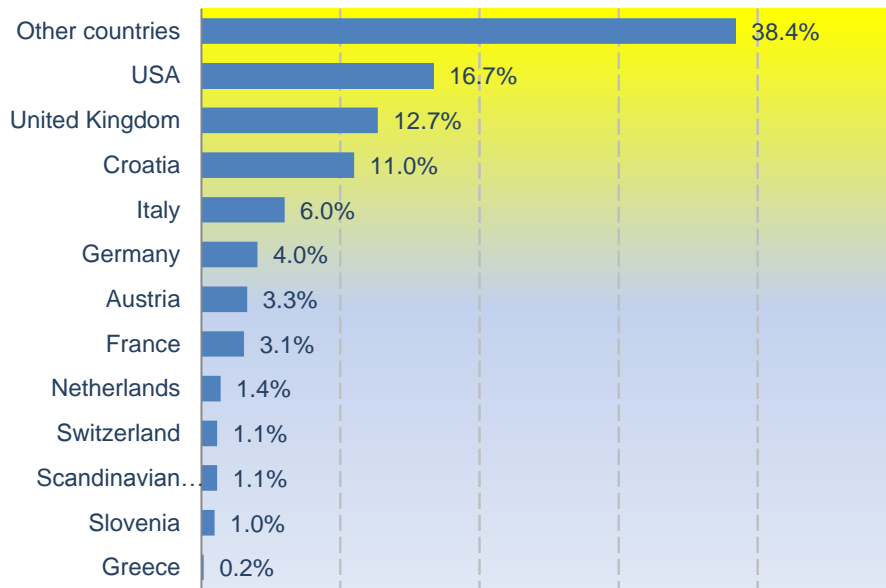


Table 1. Arrival of foreign vessels for entertainment, sport or recreation in the internal sea waters of Montenegro, 2014

	Total	By sea	By land	Total indices 2014 2013	Structure
	(1)=(2)+(3)	(2)	(3)	(1)	(1) in %
Total	3 961	3 286	675	104.6	100.0
By flag					
Albania	-	-	-	-	-
Austria	131	114	17	97.0	3.3
France	122	112	10	127.1	3.1
Greece	7	6	1	30.4	0.2
Croatia	435	430	5	125.0	11.0
Netherlands	55	50	5	83.3	1.4
Italy	237	222	15	90.5	6.0
Germany	160	120	40	101.9	4.0
Scandinavian countries	45	34	11	78.9	1.1
Slovenia	38	30	8	92.7	1.0
Switzerland	45	40	5	150.0	1.1
Great Britain	503	471	32	100.6	12.7
USA	661	401	260	108.9	16.7
Other countries	1 522	1 256	266	104.1	38.4
By vessel length					
Up 6 m	449	178	271	111.1	11.3
From 6 to 8	274	179	95	110.0	6.9
From 8 to 10	299	218	81	93.7	7.6
From 10 to 12	552	491	61	79.7	13.9
From 12 to 15	751	656	95	102.3	19.0
From 15 to 20	561	523	38	120.9	14.2
Over 20 m	1 075	1 041	34	116.5	27.1
By vessel type					
Motor yachts	1 922	1 786	136	96.4	48.5
Sailboat	1 312	1 156	156	121.6	33.1
Other	727	344	383	101.8	18.4

Graph 2. Structure of number of vessels by flag, 2014



Graph 3. Arrival of vessels by months

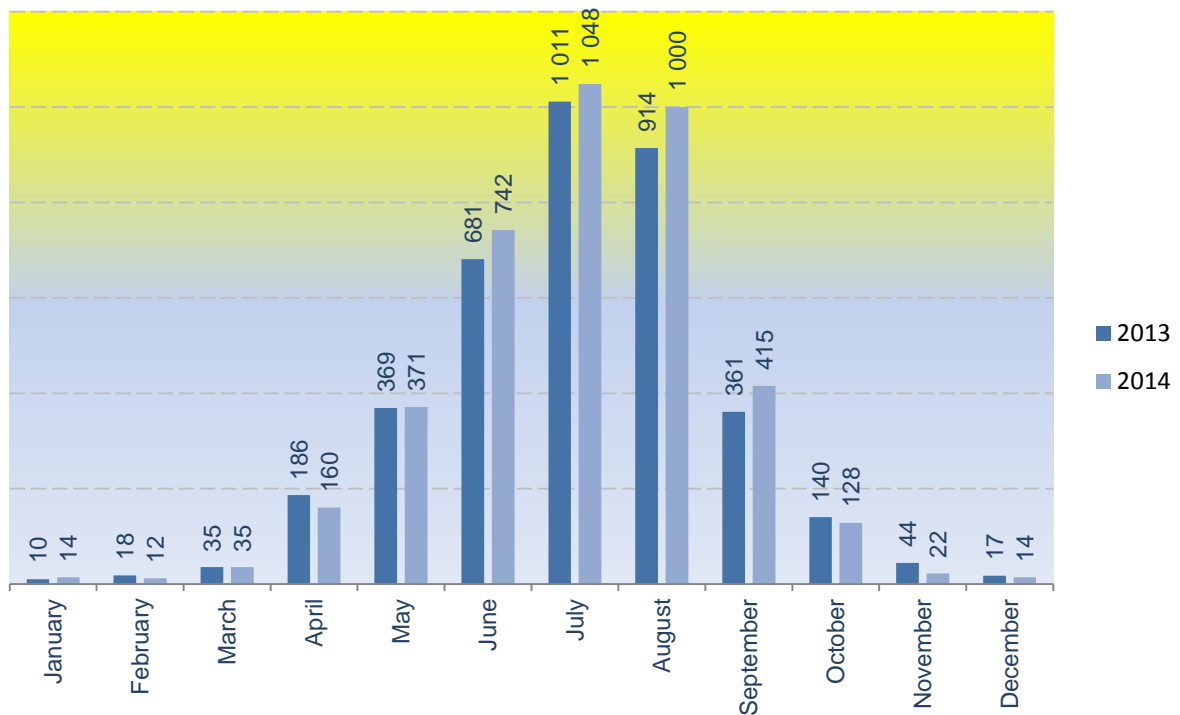
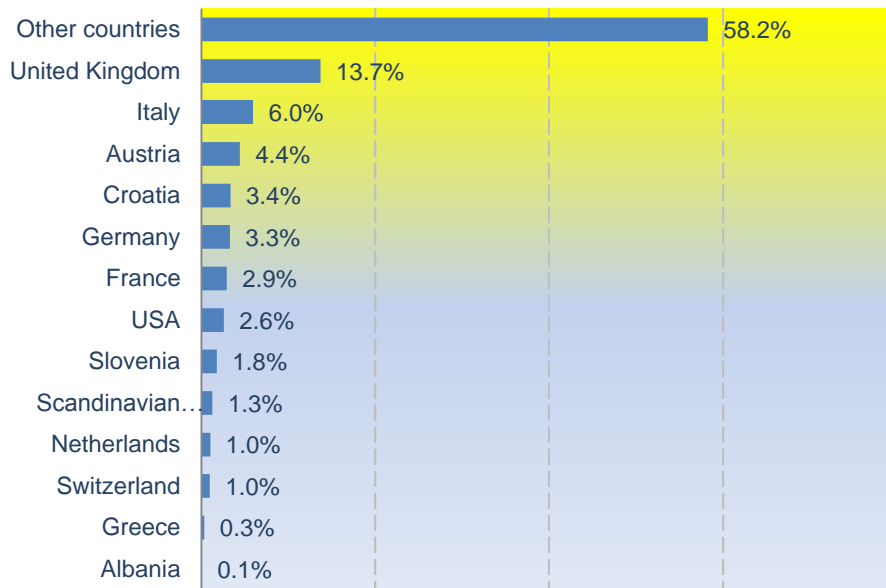


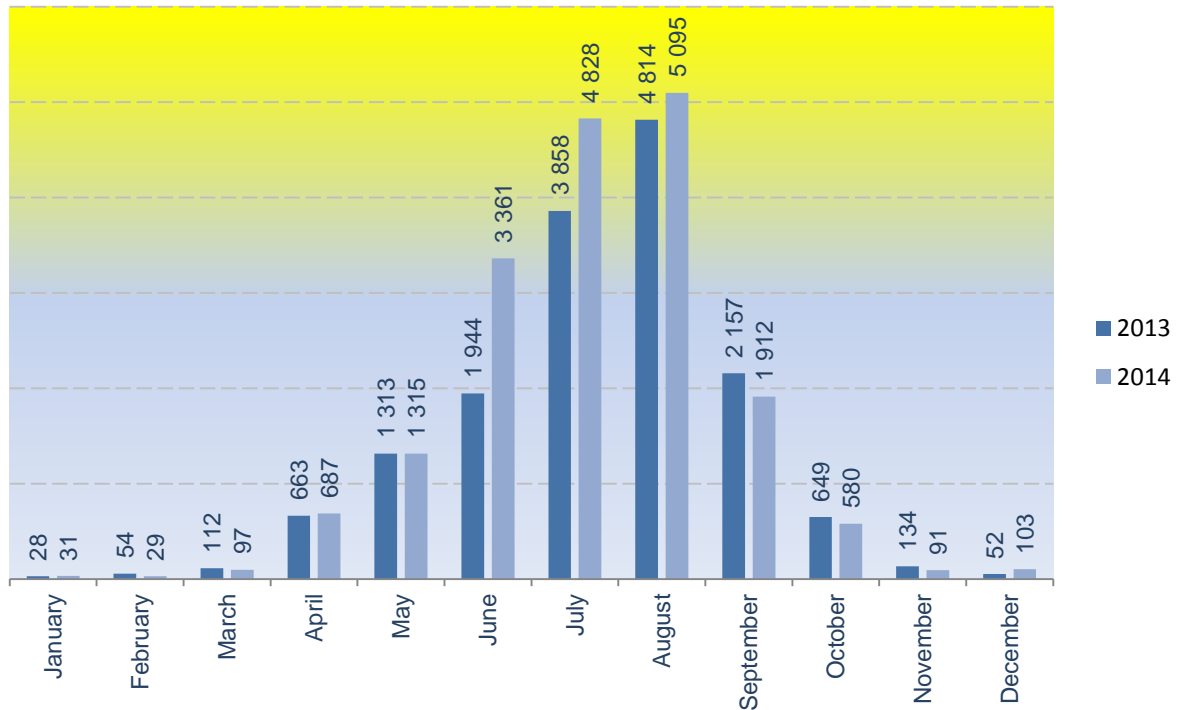
Table 2. Number of persons arrived by vessels, 2014

	Total	By sea	By land	Total indices 2014 2013	Structure
	<i>(1)=(2)+(3)</i>	<i>(2)</i>	<i>(3)</i>	<i>(1)</i>	<i>(1) in %</i>
Total	18 129	16 328	1 801	114.9	100.0
By citizenship					
Albania	10	10	-	111.1	0.1
Austria	805	801	4	100.6	4.4
France	530	517	13	111.8	2.9
Greece	63	63	-	53.8	0.3
Croatia	609	591	18	118.0	3.4
Netherlands	189	187	2	93.6	1.0
Italy	1 085	1 068	17	93.3	6.0
Germany	589	551	38	100.5	3.3
Scandinavian countries	233	217	16	118.9	1.3
Slovenia	323	304	19	201.9	1.8
Switzerland	177	171	6	97.8	1.0
Great Britain	2 488	2 457	31	117.8	13.7
USA	471	457	14	143.2	2.6
Other countries	10 557	8 934	1 623	118.2	58.2

Graph 4. Structure of persons arrived by citizenship, 2014



Graph 5. Persons arrived by months



METHODOLOGICAL NOTES

Monthly report on foreign vessels for entertainment, sport or recreation is performed aimed at collecting information on turnover of foreign yachts and other vessels intended for entertainment, sport or recreation within internal sea waters of Montenegro. The survey also provides the data on foreigners entering our country on yachts and other vessels for entertainment, sport or recreation. Reporting units are seaports responsible for issuing the permit for entering the internal sea waters of Montenegro. The data collection is done by reporting method (TU-17 form).

Motor yacht is a vessel equipped with an engine intended for entertainment, sport or recreation and having, according to the common maritime usage, a cabin with at least two beds, a toilet and cooking facilities.

Sailboat is a vessel intended for entertainment, sport or recreation whose main power is wind and it is equipped with a cabin with at least two beds, a toilet and a cooking facility.

Other vessels are boats (made of wood, plastic, rubber and the like) 3 or more meters long or less than 3 meters long if they are equipped with an engine. Included are also motorboats if they do not meet requirements for yachts.

Published and printed by Statistical Office of Montenegro (MONSTAT)
81000 Podgorica, IV Proleterske 2, Phone (+382) 20 230 811, Fax (+382) 20 230 814

Release prepared by:

Boris MURATOVIC
Phone +382 20 230 837
e-mail: contact@monstat.org