

Nautical tourism, 2015

In 2015, the total of 4 018 foreign vessels for entertainment, sport or recreation entered the internal sea waters of Montenegro which indicates an increase of 1.4% in comparison with 2014. Of the total, there were 3 352 vessels which arrived by sea and 666 vessels which were transported by land.

By type of foreign vessels for entertainment, sport or recreation in the internal sea waters of Montenegro, there were the largest number of arrivals of motor yachts (59.3%), sailboats (29.8%) and other vessels (10.9%).

Number of persons arrived on these vessels in 2015 was 20 859, which is an increase of 15.1% in comparison with 2014. By citizenship, the largest number of arrived persons on these vessels was from: Great Britain (12.6%), Italy (5.3%), Austria (3.1%), Croatia (3.0%), Germany (2.9%), USA (2.4%), France (2.0%) and other countries (68.7%).

Graph 1 Number of vessels and persons

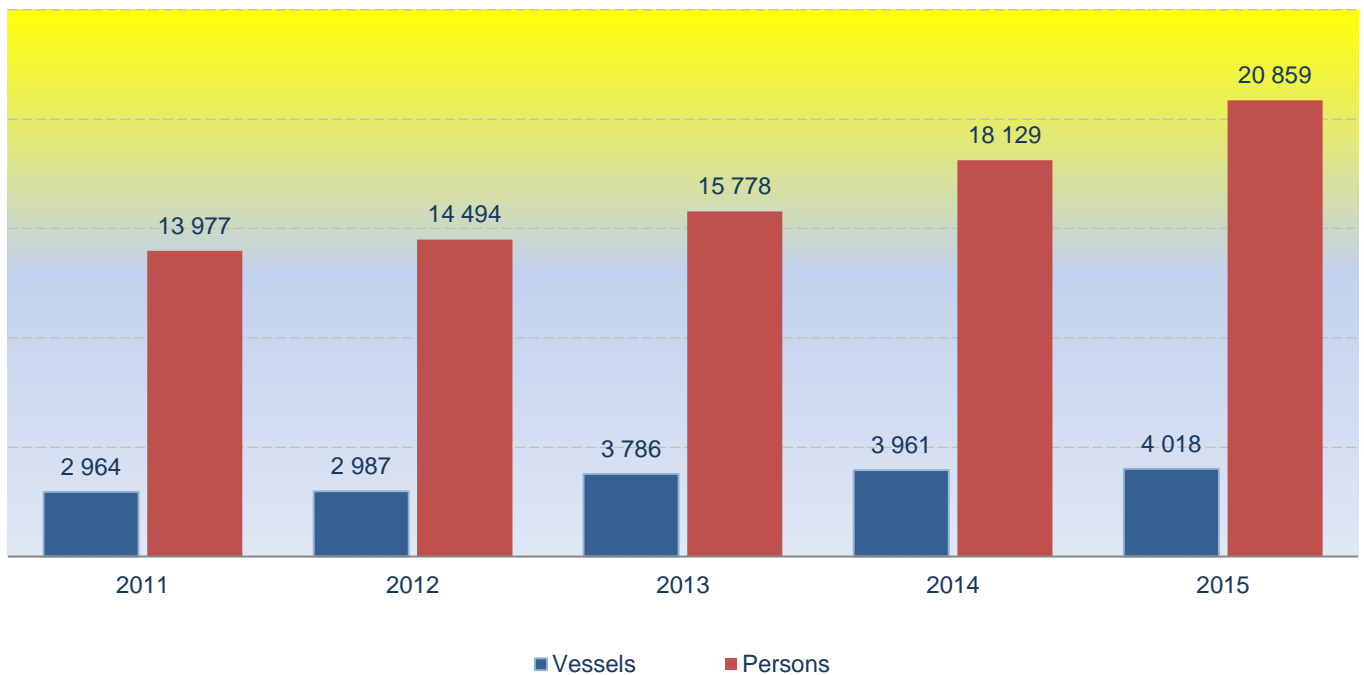
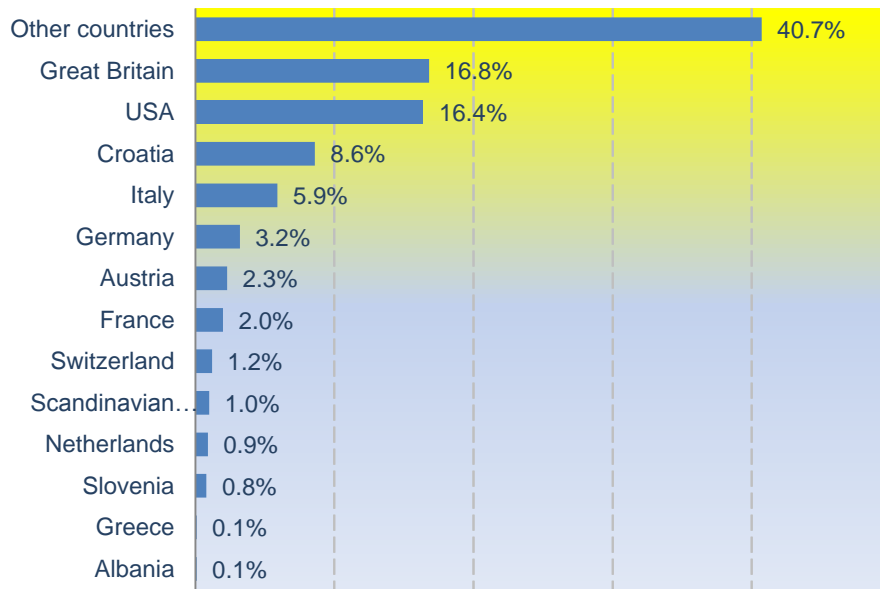


Table 1 Arrival of foreign vessels for entertainment, sport or recreation in the internal sea waters of Montenegro, 2015

	Total	By sea	By land	Total indices 2015 2014	Structure
	(1)=(2)+(3)	(2)	(3)	(1)	(1) in %
Total	4 018	3 352	666	101.4	100.0
By flag					
Albania	2	2	-	-	0.1
Austria	92	77	15	70.2	2.3
France	79	70	9	64.8	2.0
Greece	4	4	-	57.1	0.1
Croatia	344	339	5	79.1	8.6
Netherlands	37	31	6	67.3	0.9
Italy	239	221	18	100.8	5.9
Germany	129	90	39	80.6	3.2
Scandinavian countries	42	33	9	93.3	1.0
Slovenia	31	23	8	81.6	0.8
Switzerland	49	39	10	108.9	1.2
Great Britain	675	631	44	134.2	16.8
USA	659	384	275	99.7	16.4
Other countries	1 636	1 408	228	107.5	40.7
By vessel length					
Up 6 m	277	55	222	61.7	6.9
From 6 to 8 m	198	109	89	72.3	4.9
From 8 to 10 m	220	159	61	73.6	5.5
From 10 to 12 m	455	382	73	82.4	11.3
From 12 to 15 m	647	533	114	86.2	16.1
From 15 to 20 m	850	803	47	151.5	21.2
Over 20 m	1 371	1 311	60	127.5	34.1
By vessel type					
Motor yachts	2 381	2 209	172	123.9	59.3
Sailboat	1 198	1 015	183	91.3	29.8
Other	439	128	311	60.4	10.9

Graph 2 Structure of number of vessels by flag, 2015



Graph 3 Arrival of vessels by months

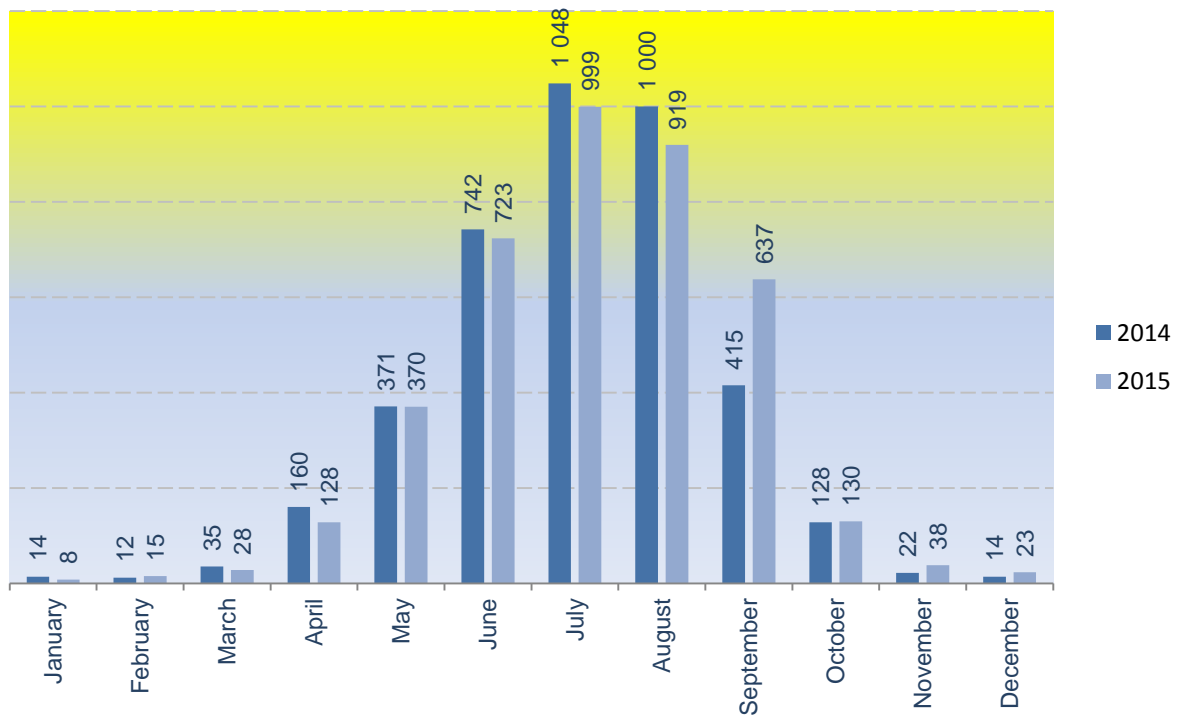
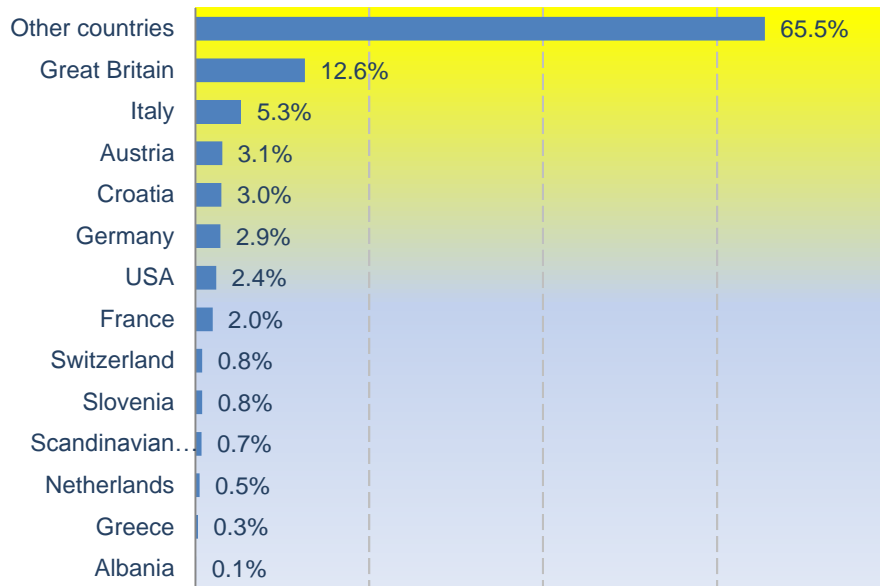


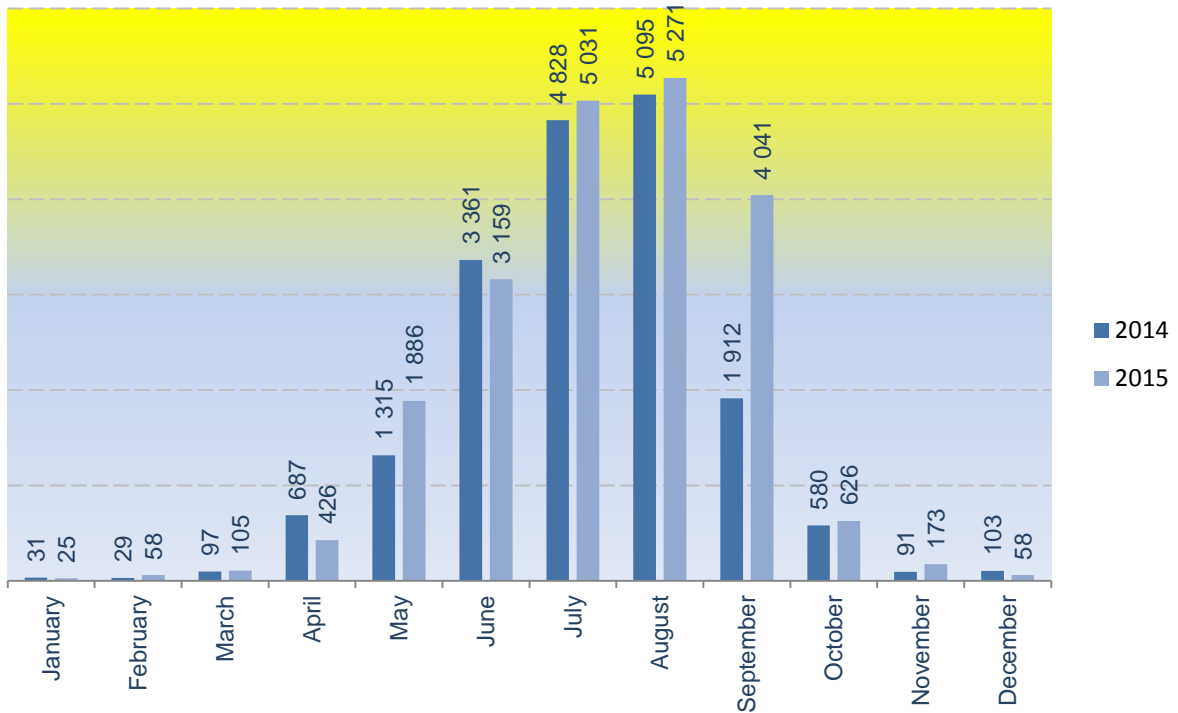
Table 2 Number of persons arrived by vessels, 2015

	Total	By sea	By land	Total indices 2015 2014	Structure
	<i>(1)=(2)+(3)</i>	<i>(2)</i>	<i>(3)</i>	<i>(1)</i>	<i>(1) in %</i>
Total	20 859	18 962	1 897	115.1	100.0
By citizenship					
Albania	26	25	1	260.0	0.1
Austria	638	617	21	79.3	3.1
France	407	389	18	76.8	2.0
Greece	57	57	-	90.5	0.3
Croatia	616	602	14	101.1	3.0
Netherlands	100	95	5	52.9	0.5
Italy	1 104	1 048	56	101.8	5.3
Germany	611	555	56	103.7	2.9
Scandinavian countries	149	132	17	63.9	0.7
Slovenia	177	167	10	54.8	0.8
Switzerland	177	163	14	100.0	0.8
Great Britain	2 630	2 580	50	105.7	12.6
USA	492	382	110	104.5	2.4
Other countries	13 675	12 150	1 525	129.5	65.5

Graph 4 Structure of persons arrived by citizenship, 2015



Graph 5 Persons arrived by months



METHODOLOGICAL NOTES

Monthly report on foreign vessels for entertainment, sport or recreation is performed aimed at collecting information on turnover of foreign yachts and other vessels intended for entertainment, sport or recreation within internal sea waters of Montenegro. The survey also provides the data on foreigners entering our country on yachts and other vessels for entertainment, sport or recreation. Reporting units are seaports responsible for issuing the permit for entering the internal sea waters of Montenegro. The data collection is done by reporting method (TU-17 form).

Motor yacht is a vessel equipped with an engine intended for entertainment, sport or recreation and having, according to the common maritime usance, a cabin with at least two beds, a toilet and cooking facilities.

Sailboat is a vessel intended for entertainment, sport or recreation whose main power is wind and it is equipped with a cabin with at least two beds, a toilet and a cooking facility.

Other vessels are boats (made of wood, plastic, rubber and the like) 3 or more meters long or less than 3 meters long if they are equipped with an engine. Included are also motorboats if they do not meet requirements for yachts.

**Published and printed by Statistical Office of Montenegro (MONSTAT)
81000 Podgorica, IV Proleterske 2, Phone (+382) 20 230 811, Fax (+382) 20 230 814**

Release prepared by:

Ivana CIMBALJEVIC and Boris MURATOVIC

Phone +382 20 230 837

e-mail: contact@monstat.org