

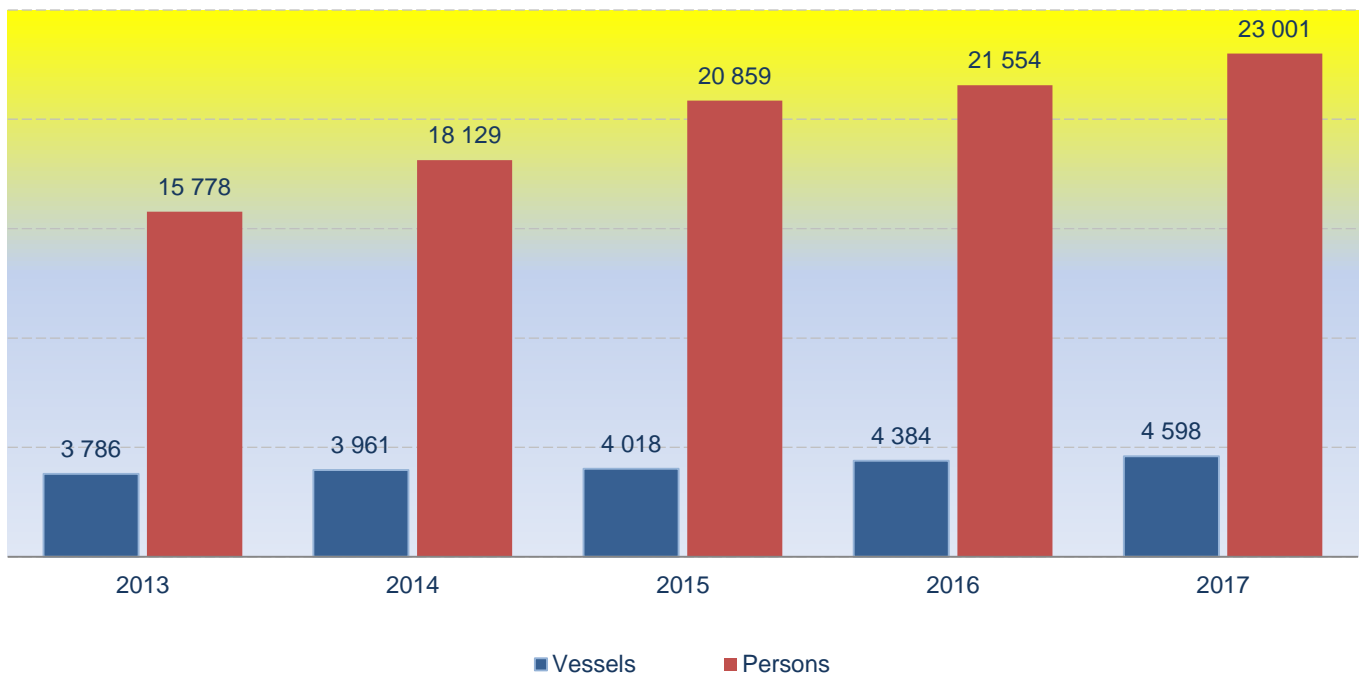
Nautical tourism 2017^(p)

In 2017, the total of 4 598 foreign vessels for entertainment, sport or recreation entered the internal sea waters of Montenegro which indicates an increase of 4.9% in comparison with 2016. Of the total, there were 3 840 vessels which arrived by sea and 758 vessels which were transported by land.

By type of foreign vessels for entertainment, sport or recreation in the internal sea waters of Montenegro, there were the largest number of arrivals of sailboats (43.4%), motor yachts (40.8%) and other vessels (15.8%).

Number of persons arrived on these vessels in 2017 was 23 001, which is an increase of 6.7% in comparison with 2016. By citizenship, the largest number of arrived persons on these vessels was from: Great Britain (17.7%), Italy (5.5%), Croatia (3.3%), Germany (2.9%), France (2.8%), Austria (2.3%), USA (2.0%) and other countries (63.5%).

Graph 1 Number of foreign vessels in nautical tourism and persons arrived by vessels

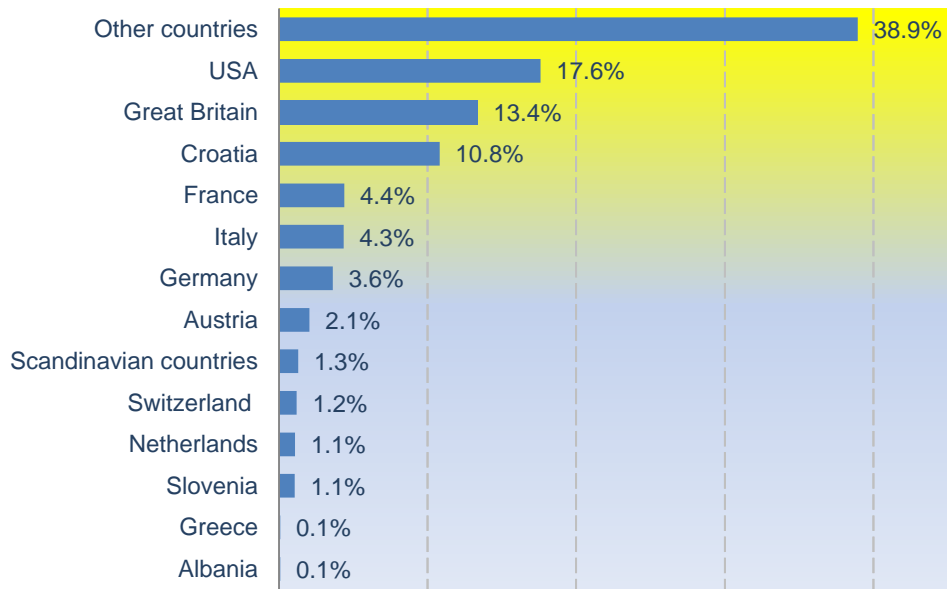


(p) – preliminary data

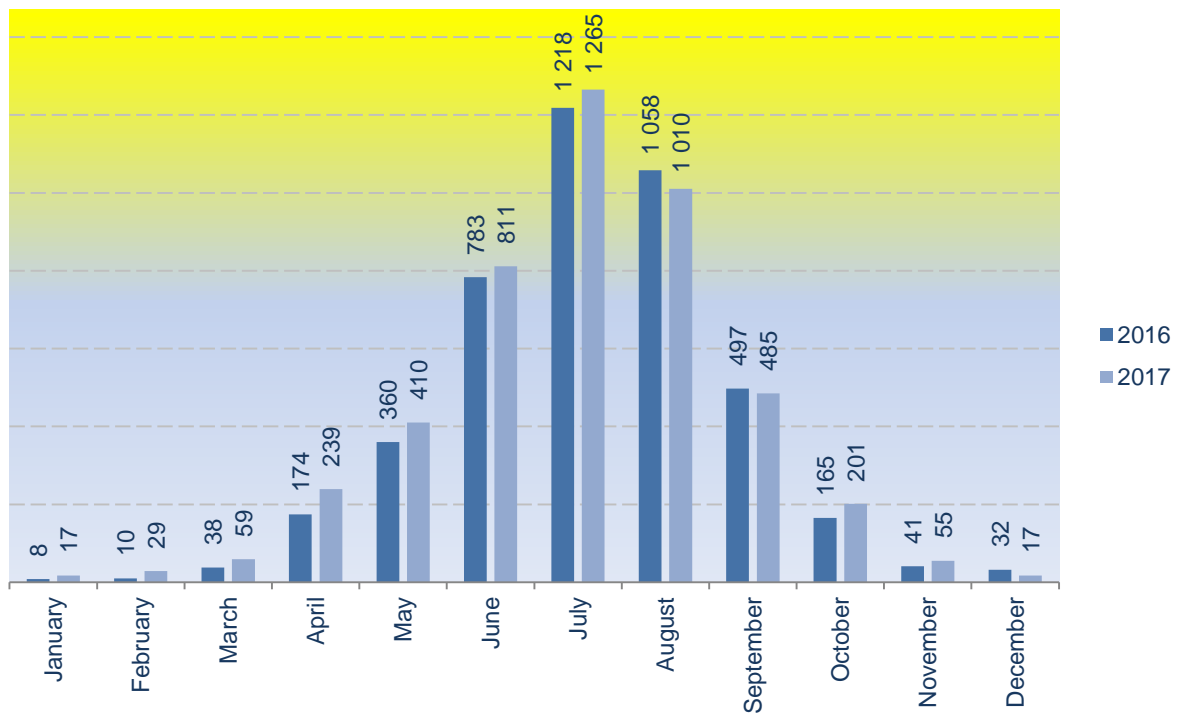
**Table 1 Arrival of foreign vessels for entertainment, sport or recreation
in the internal sea waters of Montenegro, 2017**

| | Total | By sea | By land | Total indices <u>2017</u> <u>2016</u> | Structure |
|-------------------------|--------------|--------------|------------|---|--------------|
| | (1)=(2)+(3) | (2) | (3) | (1) | (1) in % |
| Total | 4 598 | 3 840 | 758 | 104.9 | 100.0 |
| By flag | | | | | |
| Albania | 4 | 2 | 2 | 133.3 | 0.1 |
| Austria | 95 | 92 | 3 | 92.2 | 2.1 |
| France | 202 | 186 | 16 | 143.3 | 4.4 |
| Greece | 4 | 4 | - | 18.2 | 0.1 |
| Croatia | 497 | 492 | 5 | 106.4 | 10.8 |
| Netherlands | 50 | 46 | 4 | 125.0 | 1.1 |
| Italy | 200 | 190 | 10 | 92.6 | 4.3 |
| Germany | 167 | 118 | 49 | 121.9 | 3.6 |
| Scandinavian countries | 62 | 54 | 8 | 117.0 | 1.3 |
| Slovenia | 49 | 45 | 4 | 188.5 | 1.1 |
| Switzerland | 55 | 46 | 9 | 93.2 | 1.2 |
| Great Britain | 614 | 556 | 58 | 80.4 | 13.4 |
| USA | 809 | 488 | 321 | 111.9 | 17.6 |
| Other countries | 1 790 | 1 521 | 269 | 109.8 | 38.9 |
| By vessel length | | | | | |
| Up 6 m | 502 | 159 | 343 | 118.1 | 10.9 |
| From 6 to 8 m | 252 | 164 | 88 | 114.5 | 5.5 |
| From 8 to 10 m | 275 | 211 | 64 | 99.6 | 6.0 |
| From 10 to 12 m | 614 | 532 | 82 | 121.8 | 13.4 |
| From 12 to 15 m | 984 | 874 | 110 | 100.3 | 21.4 |
| From 15 to 20 m | 848 | 811 | 37 | 91.3 | 18.4 |
| Over 20 m | 1 123 | 1 089 | 34 | 107.1 | 24.4 |
| By vessel type | | | | | |
| Motor yachts | 1 878 | 1 725 | 153 | 87.7 | 40.8 |
| Sailboat | 1 994 | 1 721 | 273 | 121.7 | 43.4 |
| Other | 726 | 394 | 332 | 120.4 | 15.8 |

Graph 2 Structure of number of vessels by flag, 2017



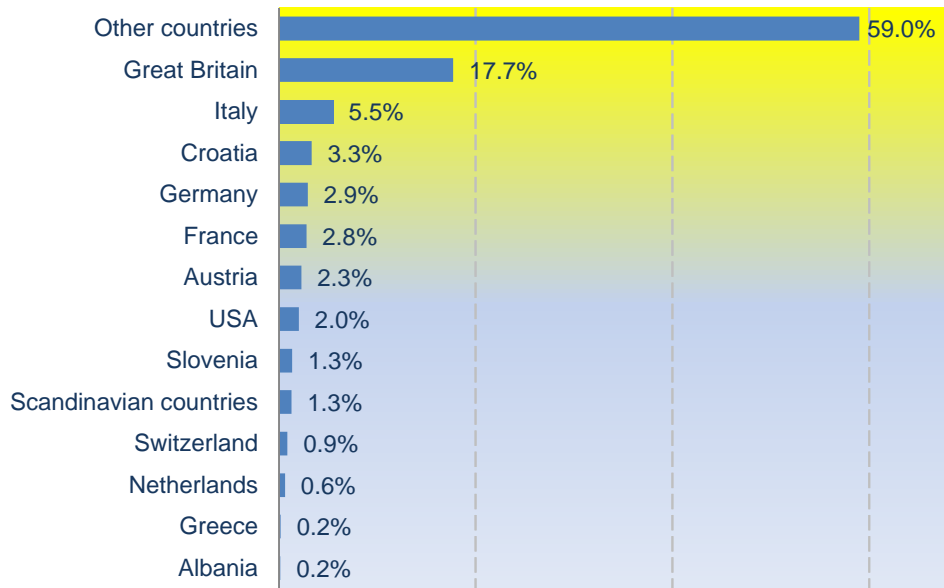
Graph 3 Arrival of vessels by months, 2017



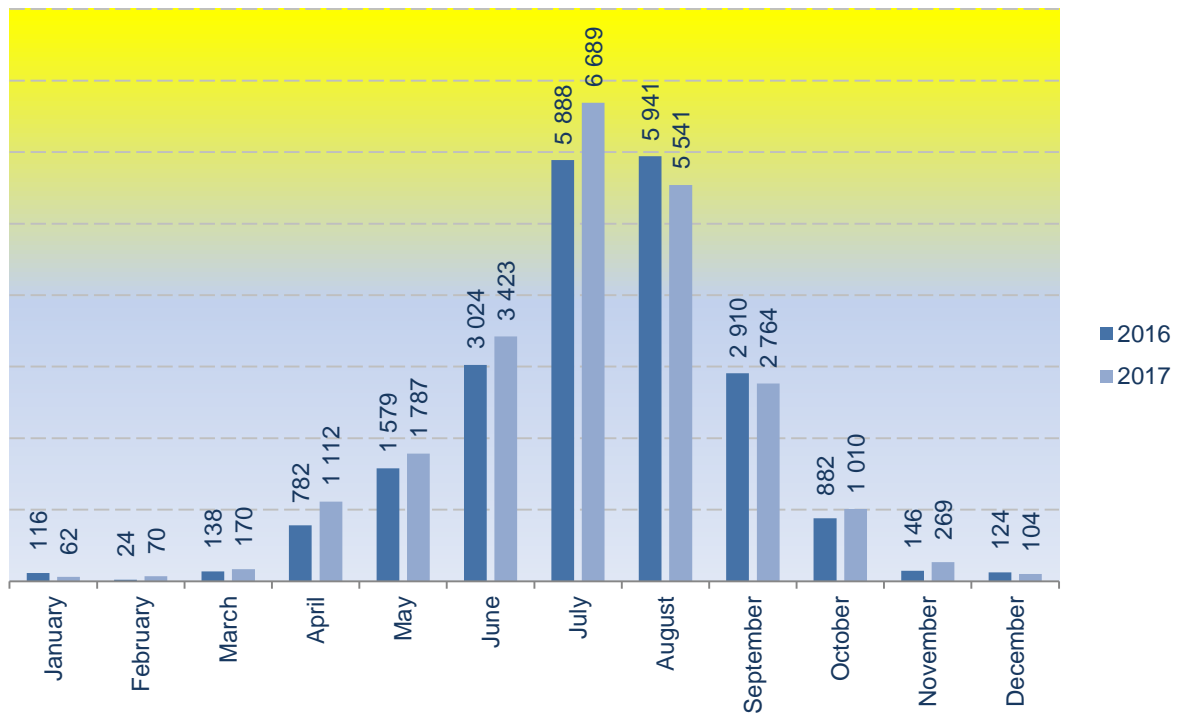
**Table 2 Number of persons arrived by vessels,
2017**

| | Total | By sea | By land | Total indices <u>2017</u> <u>2016</u> | Structure |
|------------------------|--------------------|---------------|----------------|--|------------------|
| | <i>(1)=(2)+(3)</i> | <i>(2)</i> | <i>(3)</i> | <i>(1)</i> | <i>(1) in %</i> |
| Total | 23 001 | 20 983 | 2 018 | 106.7 | 100.0 |
| By citizenship | | | | | |
| Albania | 36 | 26 | 10 | 900.0 | 0.2 |
| Austria | 516 | 505 | 11 | 61.1 | 2.3 |
| France | 645 | 614 | 31 | 99.2 | 2.8 |
| Greece | 44 | 42 | 2 | 35.2 | 0.2 |
| Croatia | 767 | 747 | 20 | 129.3 | 3.3 |
| Netherlands | 143 | 142 | 1 | 133.6 | 0.6 |
| Italy | 1 252 | 1 214 | 38 | 116.5 | 5.5 |
| Germany | 676 | 603 | 73 | 105.6 | 2.9 |
| Scandinavian countries | 297 | 285 | 12 | 178.9 | 1.3 |
| Slovenia | 307 | 303 | 4 | 198.1 | 1.3 |
| Switzerland | 202 | 184 | 18 | 69.2 | 0.9 |
| Great Britain | 4 078 | 4 025 | 53 | 105.0 | 17.7 |
| USA | 469 | 424 | 45 | 54.1 | 2.0 |
| Other countries | 13 569 | 11 869 | 1 700 | 111.6 | 59.0 |

Graph 4 Structure of persons arrived by citizenship, 2017



Graph 5 Persons arrived by months, 2017



METHODOLOGICAL NOTES

The aim of the statistical survey on nautical tourism is to obtain data traffic from foreign yachts and other vessels intended for leisure, sport and recreation in the territorial sea of Montenegro, as well as the number of foreign visitors who enter our country by these vessels. Reporting units in this survey are harbour master's offices and their branch offices. Data collection is carried out using the reporting method (TU-17 form).

Motor yacht is a vessel equipped with an engine intended for entertainment, sport or recreation and having according to the common maritime usage, a cabin with at least two beds, a toilet and cooking facilities.

Sailboat is a vessel intended for entertainment, sport or recreation whose main power is wind and it is equipped with a cabin with at least two beds, a toilet and a cooking facility.

Other vessels are boats (made of wood, plastic, rubber and the like) 3 or more meters long or less than 3 meters long if they are equipped with an engine. Included are also motorboats if they do not meet requirements for yachts.

Issued and printed by Statistical Office of Montenegro (MONSTAT)
81000 Podgorica, IV Proleterske 2
Phone (+382) 20 230-811; Fax (+382) 20 230-814

The release prepared by:

Ivana CIMBALJEVIC and Boris MURATOVIC

Tel. +382-20-230 837

e-mail: contact@monstat.org