

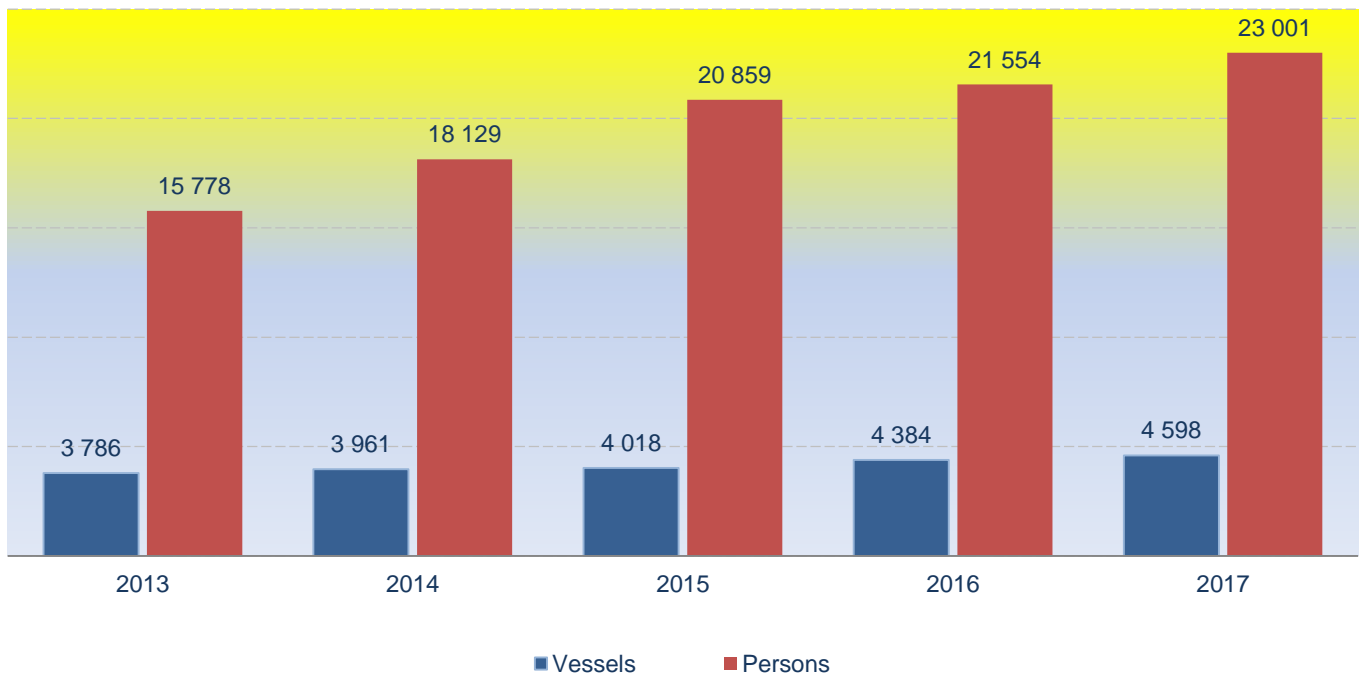
## Nautical tourism 2017

In 2017, the total of 4 598 foreign vessels for entertainment, sport or recreation entered the internal sea waters of Montenegro which indicates an increase of 4.9% in comparison with 2016. Of the total, there were 3 840 vessels which arrived by sea and 758 vessels which were transported by land.

By type of foreign vessels for entertainment, sport or recreation in the internal sea waters of Montenegro, there were the largest number of arrivals of sailboats (43.4%), motor yachts (40.8%) and other vessels (15.8%).

Number of persons arrived on these vessels in 2017 was 23 001, which is an increase of 6.7% in comparison with 2016. By citizenship, the largest number of arrived persons on these vessels was from: Great Britain (17.7%), Italy (5.5%), Croatia (3.3%), Germany (2.9%), France (2.8%), Austria (2.3%), USA (2.0%) and other countries (63.5%).

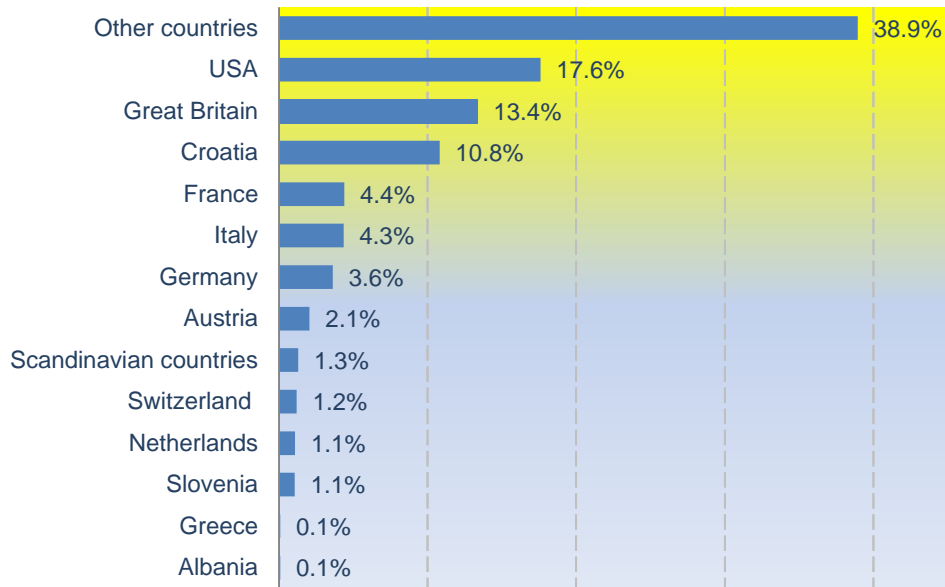
**Graph 1 Number of foreign vessels in nautical tourism and persons arrived by vessels**



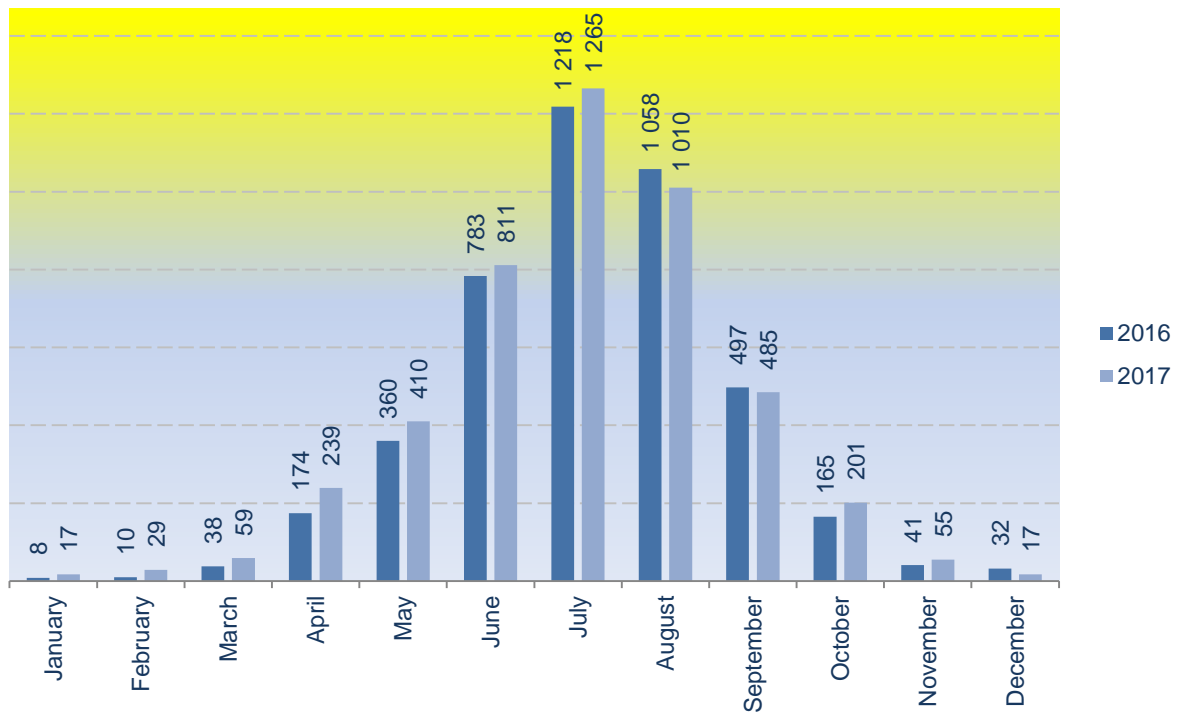
**Table 1 Arrival of foreign vessels for entertainment, sport or recreation  
in the internal sea waters of Montenegro, 2017**

	Total	By sea	By land	Total indices <u>2017</u> <u>2016</u>	Structure
	(1)=(2)+(3)	(2)	(3)	(1)	(1) in %
<b>Total</b>	<b>4 598</b>	<b>3 840</b>	<b>758</b>	<b>104.9</b>	<b>100.0</b>
<b>By flag</b>					
Albania	4	2	2	133.3	0.1
Austria	95	92	3	92.2	2.1
France	202	186	16	143.3	4.4
Greece	4	4	-	18.2	0.1
Croatia	497	492	5	106.4	10.8
Netherlands	50	46	4	125.0	1.1
Italy	200	190	10	92.6	4.3
Germany	167	118	49	121.9	3.6
Scandinavian countries	62	54	8	117.0	1.3
Slovenia	49	45	4	188.5	1.1
Switzerland	55	46	9	93.2	1.2
Great Britain	614	556	58	80.4	13.4
USA	809	488	321	111.9	17.6
Other countries	1 790	1 521	269	109.8	38.9
<b>By vessel length</b>					
Up 6 m	502	159	343	118.1	10.9
From 6 to 8 m	252	164	88	114.5	5.5
From 8 to 10 m	275	211	64	99.6	6.0
From 10 to 12 m	614	532	82	121.8	13.4
From 12 to 15 m	984	874	110	100.3	21.4
From 15 to 20 m	848	811	37	91.3	18.4
Over 20 m	1 123	1 089	34	107.1	24.4
<b>By vessel type</b>					
Motor yachts	1 878	1 725	153	87.7	40.8
Sailboat	1 994	1 721	273	121.7	43.4
Other	726	394	332	120.4	15.8

**Graph 2 Structure of number of vessels by flag, 2017**



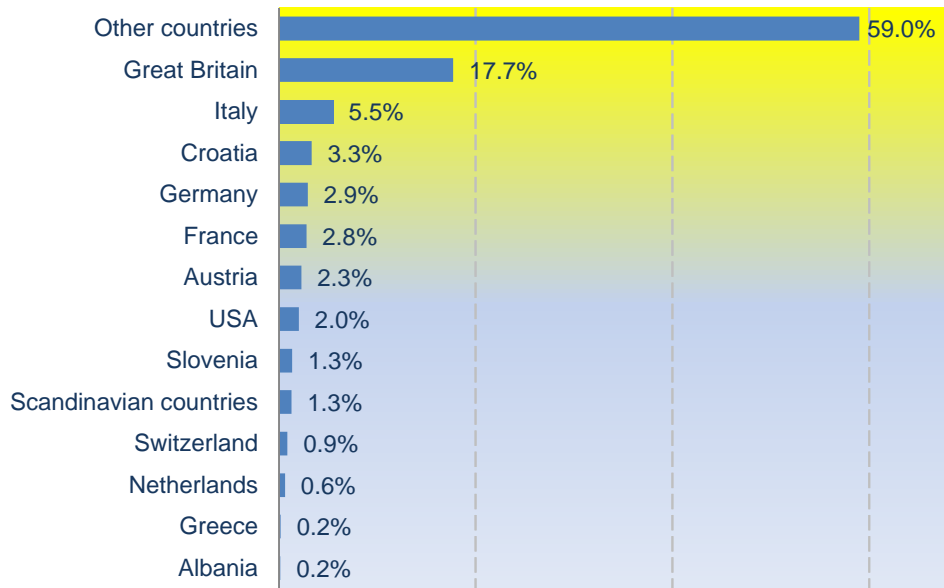
**Graph 3 Arrival of vessels by months, 2017**



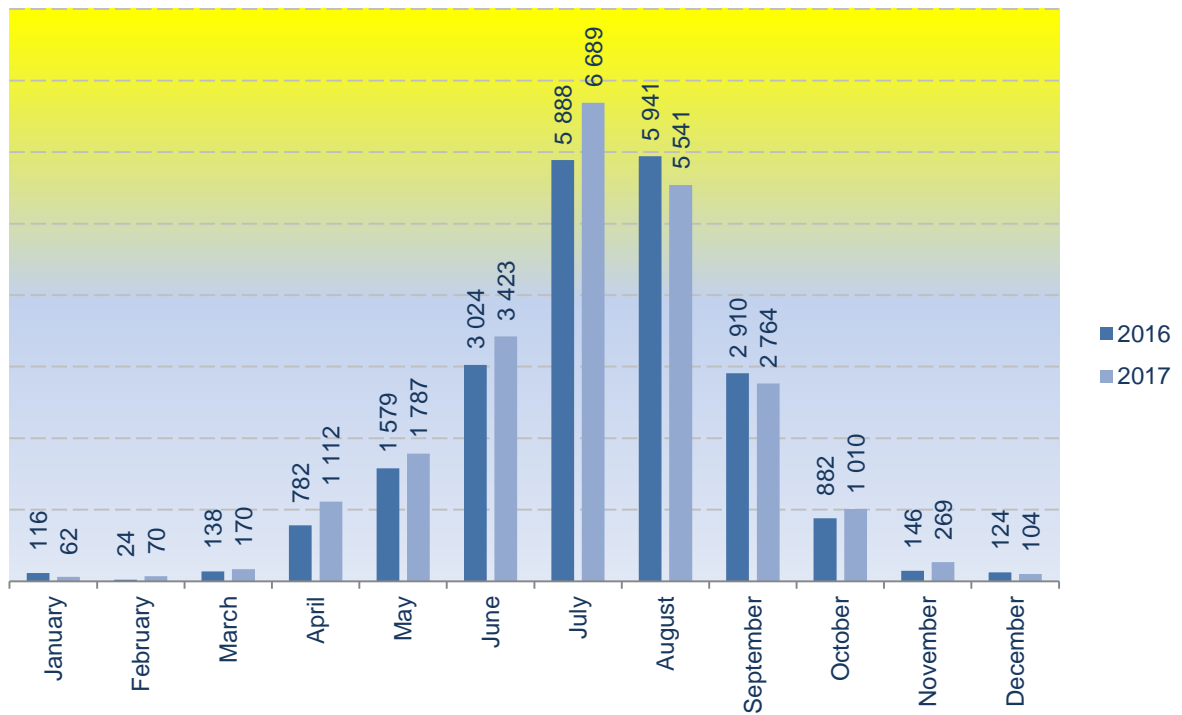
**Table 2 Number of persons arrived by vessels,  
2017**

	<b>Total</b>	<b>By sea</b>	<b>By land</b>	<b>Total indices <u>2017</u> <u>2016</u></b>	<b>Structure</b>
	<i>(1)=(2)+(3)</i>	<i>(2)</i>	<i>(3)</i>	<i>(1)</i>	<i>(1) in %</i>
<b>Total</b>	<b>23 001</b>	<b>20 983</b>	<b>2 018</b>	<b>106.7</b>	<b>100.0</b>
<b>By citizenship</b>					
Albania	36	26	10	900.0	0.2
Austria	516	505	11	61.1	2.3
France	645	614	31	99.2	2.8
Greece	44	42	2	35.2	0.2
Croatia	767	747	20	129.3	3.3
Netherlands	143	142	1	133.6	0.6
Italy	1 252	1 214	38	116.5	5.5
Germany	676	603	73	105.6	2.9
Scandinavian countries	297	285	12	178.9	1.3
Slovenia	307	303	4	198.1	1.3
Switzerland	202	184	18	69.2	0.9
Great Britain	4 078	4 025	53	105.0	17.7
USA	469	424	45	54.1	2.0
Other countries	13 569	11 869	1 700	111.6	59.0

**Graph 4 Structure of persons arrived by citizenship, 2017**



**Graph 5 Persons arrived by months, 2017**



## METHODOLOGICAL NOTES

The aim of the statistical survey on nautical tourism is to obtain data traffic from foreign yachts and other vessels intended for leisure, sport and recreation in the territorial sea of Montenegro, as well as the number of foreign visitors who enter our country by these vessels. Reporting units in this survey are harbour master's offices and their branch offices. Data collection is carried out using the reporting method (TU-17 form).

Motor yacht is a vessel equipped with an engine intended for entertainment, sport or recreation and having according to the common maritime usance, a cabin with at least two beds, a toilet and cooking facilities.

Sailboat is a vessel intended for entertainment, sport or recreation whose main power is wind and it is equipped with a cabin with at least two beds, a toilet and a cooking facility.

Other vessels are boats (made of wood, plastic, rubber and the like) 3 or more meters long or less than 3 meters long if they are equipped with an engine. Included are also motorboats if they do not meet requirements for yachts.

According to the [Revision policy](#) of the Statistical Office, the final data shall be published with the date defined by the Statistical Release Calendar.

Issued and printed by Statistical Office of Montenegro (MONSTAT)  
81000 Podgorica, IV Proleterske 2  
Phone (+382) 20 230-811; Fax (+382) 20 230-814

*The release prepared by:*

**Ivana CIMBALJEVIC and Boris MURATOVIC**

**Tel. +382-20-230 837**

*e-mail:* [contact@monstat.org](mailto:contact@monstat.org)