

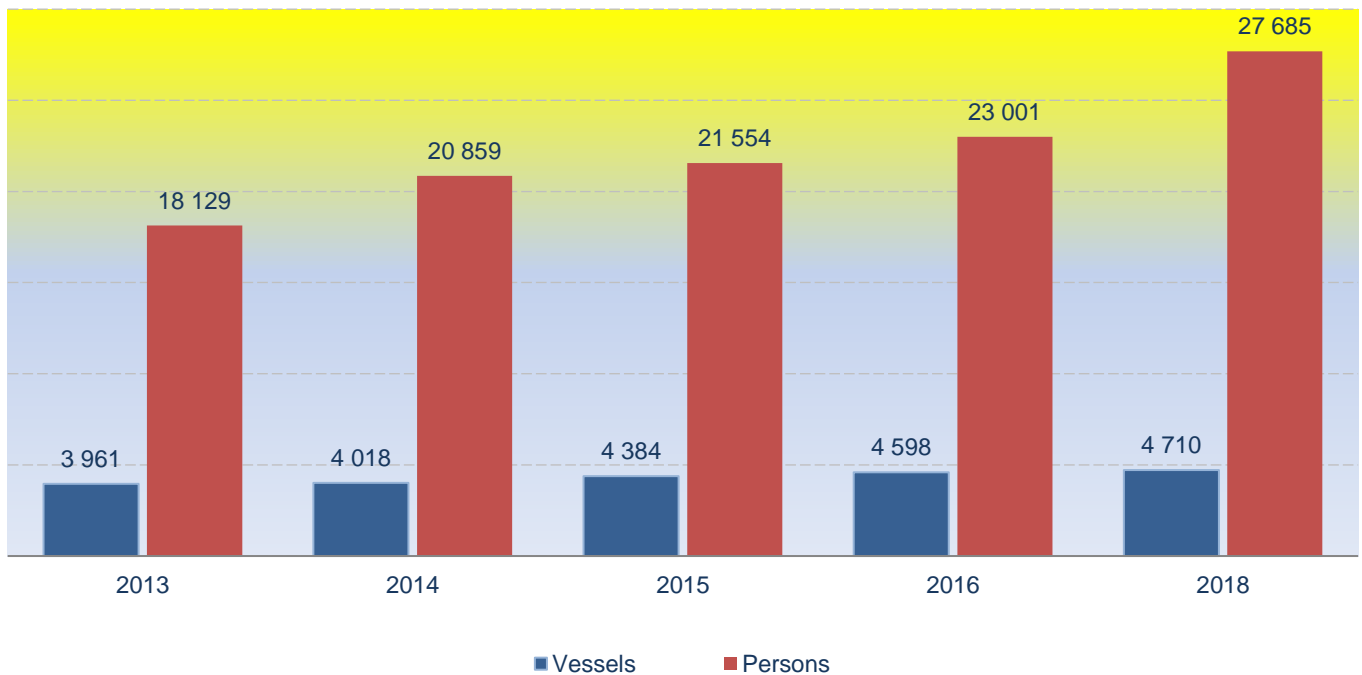
Nautical tourism 2018

In 2018, the total of 4 710 foreign vessels for entertainment, sport or recreation entered the internal sea waters of Montenegro which indicates an increase of 2.4% in comparison with 2017. Of the total, there were 4 127 vessels which arrived by sea and 583 vessels which were transported by land.

By type of foreign vessels for entertainment, sport or recreation in the internal sea waters of Montenegro, there were the largest number of arrivals of sailboats (37.4%), motor yachts (32.9%) and other vessels (29.7%).

Number of persons arrived on these vessels in 2018 was 27 685, which is an increase of 20.4% in comparison with 2017. By citizenship, the largest number of arrived persons on these vessels was from: Great Britain (10.8%), USA (5.5%), Croatia (5.5%), Italy (4.6%), Austria (3.8%), Germany (3.8%), France (3.7%) and other countries (62.3%).

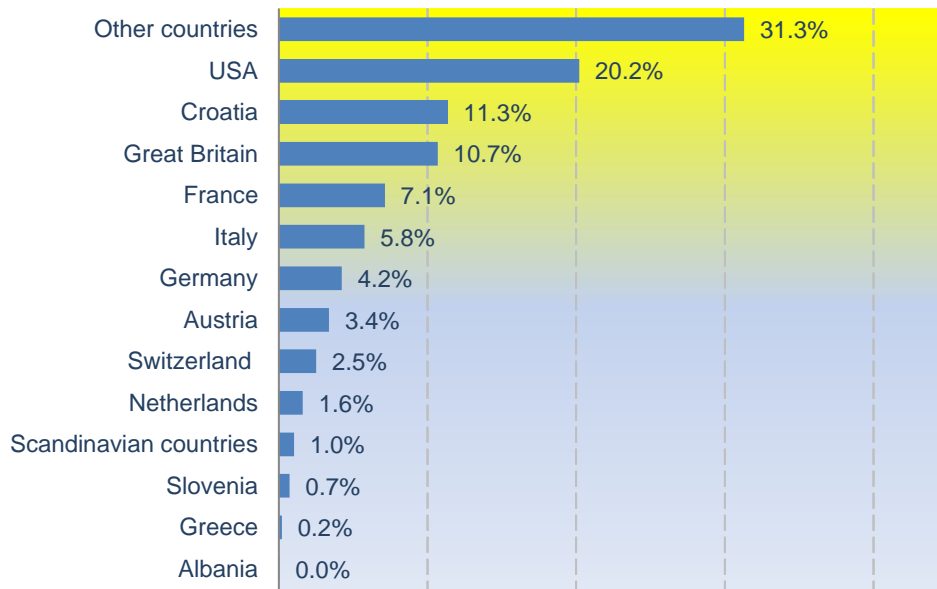
Graph 1 Number of foreign vessels in nautical tourism and persons arrived by vessels



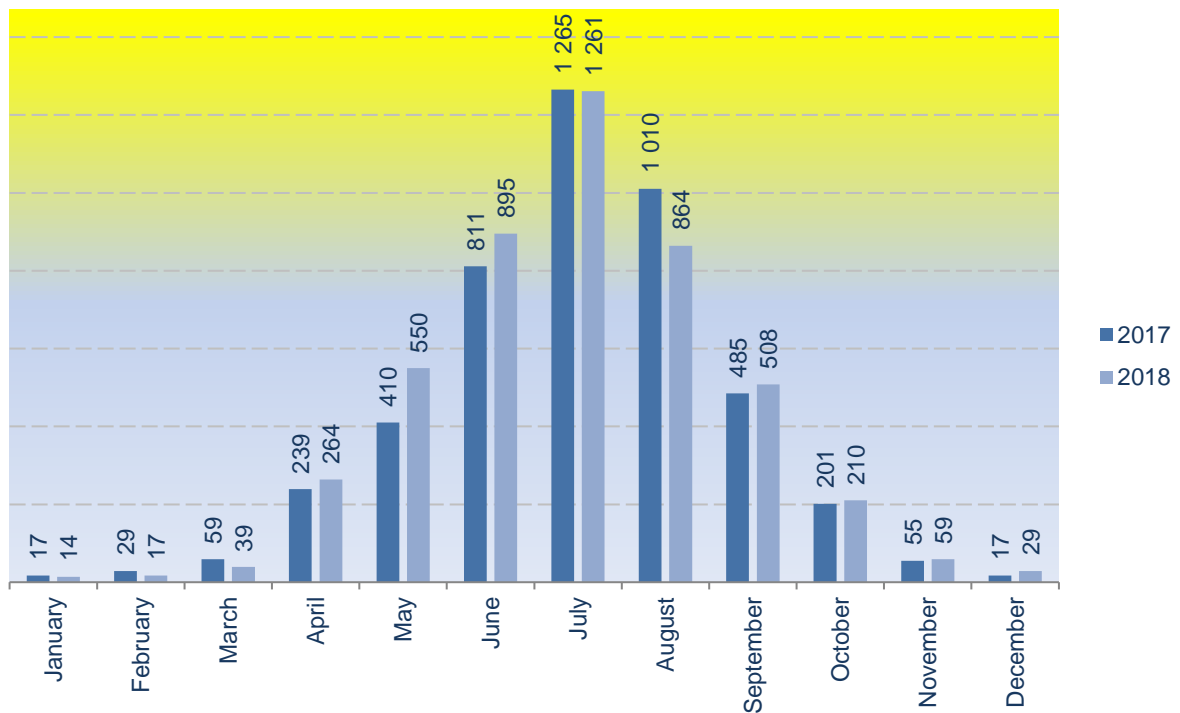
**Table 1 Arrival of foreign vessels for entertainment, sport or recreation
in the internal sea waters of Montenegro, 2018**

	Total	By sea	By land	Total indices 2018 2017	Structure
	(1)=(2)+(3)	(2)	(3)	(1)	(1) in %
Total	4 598	4 127	583	102.4	100.0
By flag					
Albania	2	-	2	50.0	0.0
Austria	159	155	4	167.4	3.4
France	336	331	5	166.3	7.1
Greece	7	7	-	175.0	0.2
Croatia	534	527	7	107.4	11.3
Netherlands	76	70	6	152.0	1.6
Italy	271	264	7	135.5	5.8
Germany	199	175	24	119.2	4.2
Scandinavian countries	48	43	5	77.4	1.0
Slovenia	34	32	2	69.4	0.7
Switzerland	118	112	6	214.5	2.5
Great Britain	503	452	51	81.9	10.7
USA	949	745	204	117.3	20.2
Other countries	1 474	1 214	260	82.3	31.3
By vessel length					
Up to 6 m	540	319	221	107.6	11.5
From 6 to 8 m	362	247	115	143.7	7.7
From 8 to 10 m	408	358	50	148.4	8.7
From 10 to 12 m	770	720	50	125.4	16.3
From 12 to 15 m	1 170	1 071	99	118.9	24.8
From 15 to 20 m	655	624	31	77.2	13.9
Over 20 m	805	788	17	71.7	17.1
By vessel type					
Motor yachts	1 552	1 438	114	82.6	32.9
Sailboats	1 761	1 609	152	88.3	37.4
Other	1 397	1 080	317	192.4	29.7

Graph 2 Structure of number of vessels by flag, 2018



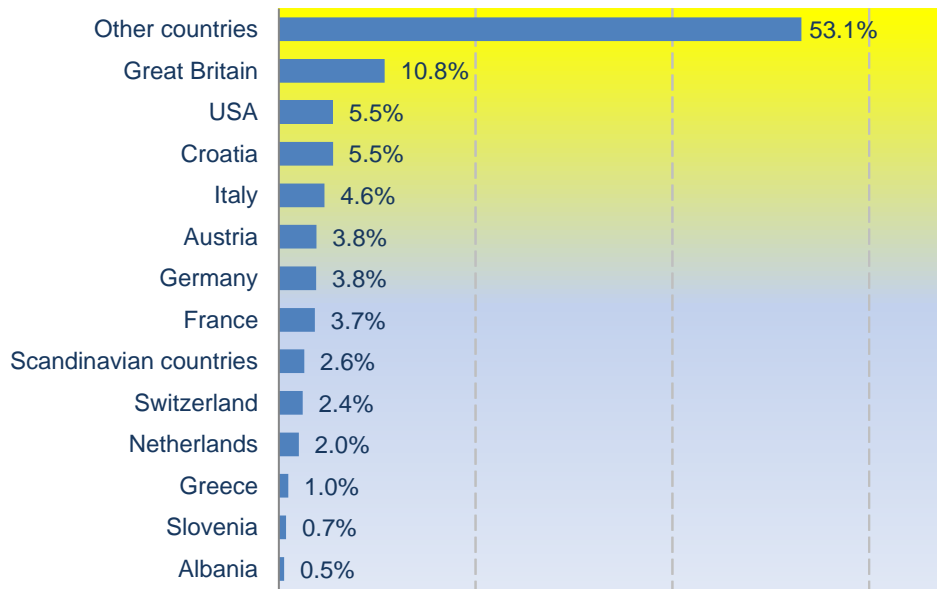
Graph 3 Arrival of vessels by months, 2018



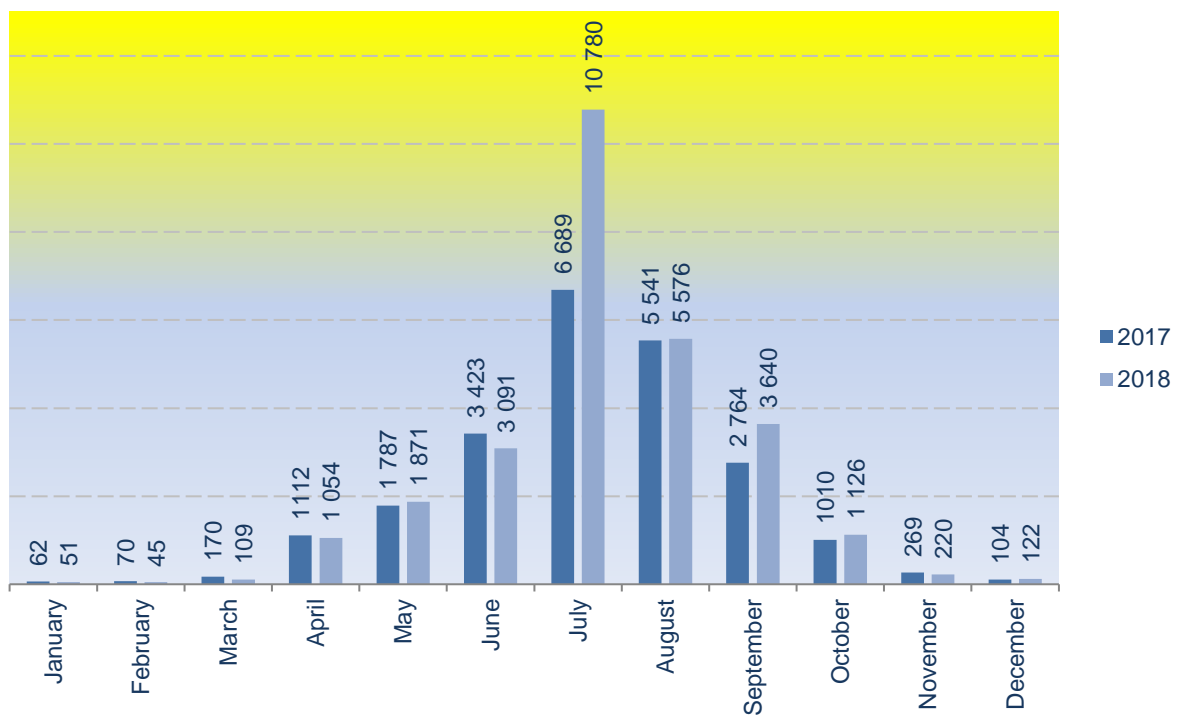
**Table 2 Number of persons arrived by vessels,
2018**

	Total	By sea	By land	Total indices 2018 2017	Structure
	<i>(1)=(2)+(3)</i>	<i>(2)</i>	<i>(3)</i>	<i>(1)</i>	<i>(1) in %</i>
Total	27 685	25 796	1 889	120.4	100.0
By citizenship					
Albania	146	121	25	405.6	0.5
Austria	1 055	1 049	6	204.5	3.8
France	1 015	1 002	13	157.4	3.7
Greece	266	263	3	604.5	1.0
Croatia	1 507	1 452	55	196.5	5.5
Netherlands	563	552	11	393.7	2.0
Italy	1 284	1 267	17	102.6	4.6
Germany	1 047	977	70	154.9	3.8
Scandinavian countries	714	705	9	240.4	2.6
Slovenia	203	197	6	66.1	0.7
Switzerland	675	666	9	334.2	2.4
Great Britain	2 981	2 958	23	73.1	10.8
USA	1 524	1 482	42	324.9	5.5
Other countries	14 705	13 105	1 600	108.4	53.1

Graph 4 Structure of persons arrived by citizenship, 2018



Graph 5 Persons arrived by months, 2018



METHODOLOGICAL NOTES

The aim of the statistical survey on nautical tourism is to obtain data traffic from foreign yachts and other vessels intended for leisure, sport and recreation in the territorial sea of Montenegro, as well as the number of foreign visitors who enter our country by these vessels. Reporting units in this survey are harbour master's offices and their branch offices. Data collection is carried out using the reporting method (TU-17 form).

Motor yacht is a vessel equipped with an engine intended for entertainment, sport or recreation and having according to the common maritime usance, a cabin with at least two beds, a toilet and cooking facilities.

Sailboat is a vessel intended for entertainment, sport or recreation whose main power is wind and it is equipped with a cabin with at least two beds, a toilet and a cooking facility.

Other vessels are boats (made of wood, plastic, rubber and the like) 3 or more meters long or less than 3 meters long if they are equipped with an engine. Included are also motorboats if they do not meet requirements for yachts.

According to the Revision policy of the Statistical Office, the final data shall be published with the date defined by the Statistical Release Calendar.

Issued and printed by Statistical Office of Montenegro (MONSTAT)
81000 Podgorica, IV Proleterske 2, phone (+382) 20 230-811; Fax (+382) 20 230-814

The release prepared by:

Ivana CIMBALJEVIC

Tel. +382-20-230 837

e-mail: contact@monstat.org