

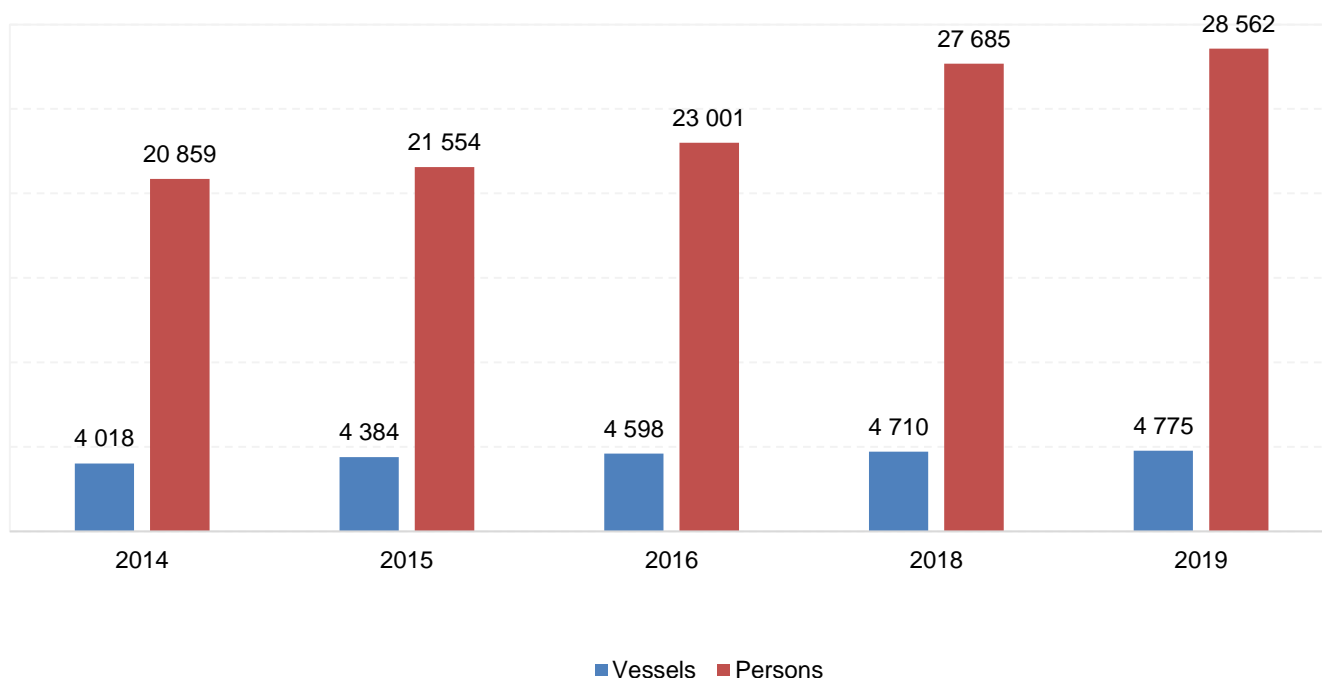
Nautical tourism 2019 ^(p)

In 2019, the total of 4 775 foreign vessels for entertainment, sport or recreation entered the internal sea waters of Montenegro which indicates an increase of 1.4% in comparison with 2018. Of the total, there were 4 211 vessels which arrived by sea and 564 vessels which were transported by land.

By type of foreign vessels for entertainment, sport or recreation in the internal sea waters of Montenegro, there were the largest number of arrivals of sailboats (39.9%), motor yachts (33.7%) and other vessels (26.4%).

Number of persons arrived on these vessels in 2019 was 28 562, which is an increase of 3.2% in comparison with 2018. By citizenship, the largest number of arrived persons on these vessels was from: Great Britain (10.8%), USA (5.7%), Croatia (5.7%), Italy (4.9%), Germany (4.2%), France (3.9%) and other countries (64.8%).

Graph 1 Number of foreign vessels in nautical tourism and persons arrived by vessels

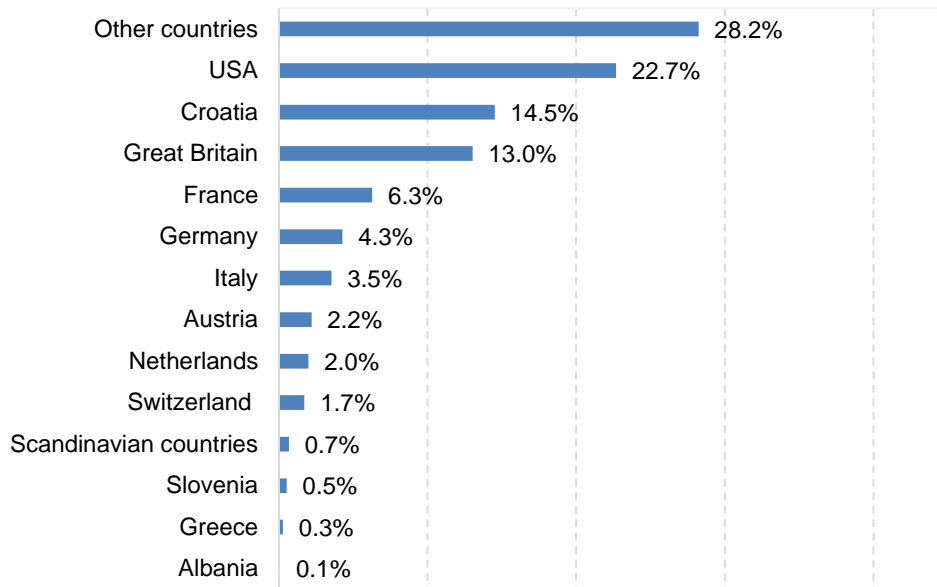


(p) – Preliminary data

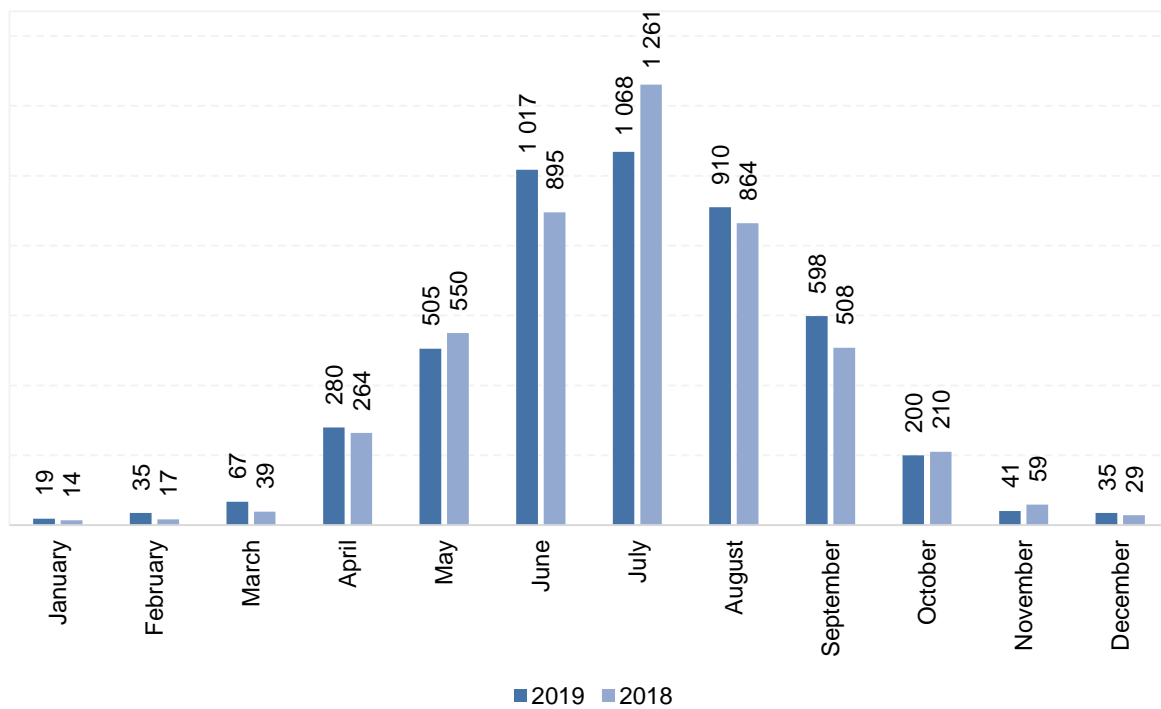
**Table 1 Arrival of foreign vessels for entertainment, sport or recreation
in the internal sea waters of Montenegro, 2019**

	Total	By sea	By land	Total indices 2019 2018	Structure
	<i>(1)=(2)+(3)</i>	<i>(2)</i>	<i>(3)</i>	<i>(1)</i>	<i>(1) in %</i>
Total	4 775	4 211	564	101.4	100.0
By flag					
Albania	4	3	1	200.0	0.1
Austria	105	99	6	66.0	2.2
France	300	290	10	89.3	6.3
Greece	13	11	2	185.7	0.3
Croatia	693	685	8	129.8	14.5
Netherlands	95	87	8	125.0	2.0
Italy	169	146	23	62.4	3.5
Germany	204	146	58	102.5	4.3
Scandinavian countries	32	29	3	66.7	0.7
Slovenia	25	24	1	73.5	0.5
Switzerland	82	76	6	69.5	1.7
Great Britain	622	582	40	123.7	13.0
USA	1 083	920	163	114.1	22.7
Other countries	1 348	1 113	235	91.5	28.2
By vessel length					
Up to 6 m	573	324	249	106.1	12.0
From 6 to 8 m	370	249	121	102.2	7.7
From 8 to 10 m	378	352	26	92.6	7.9
From 10 to 12 m	673	606	67	87.4	14.1
From 12 to 15 m	1 109	1 045	64	94.8	23.2
From 15 to 20 m	759	736	23	115.9	15.9
Over 20 m	913	899	14	113.4	19.1
By vessel type					
Motor yachts	1 611	1 351	260	103.8	33.7
Sailboats	1 905	1 790	115	108.2	39.9
Other	1 259	1 070	189	90.1	26.4

Graph 2 Structure of number of vessels by flag, 2019



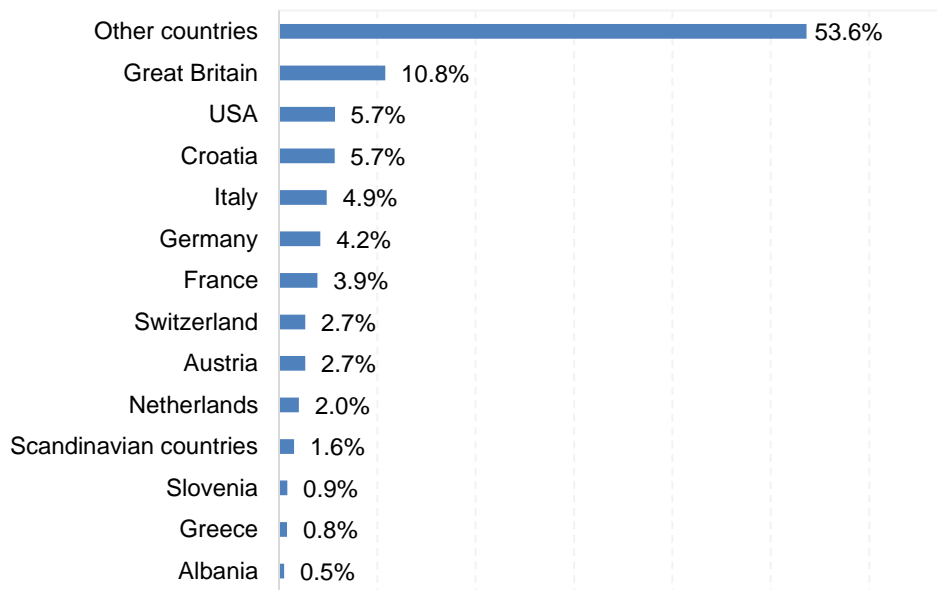
Graph 3 Arrival of vessels by months, 2019



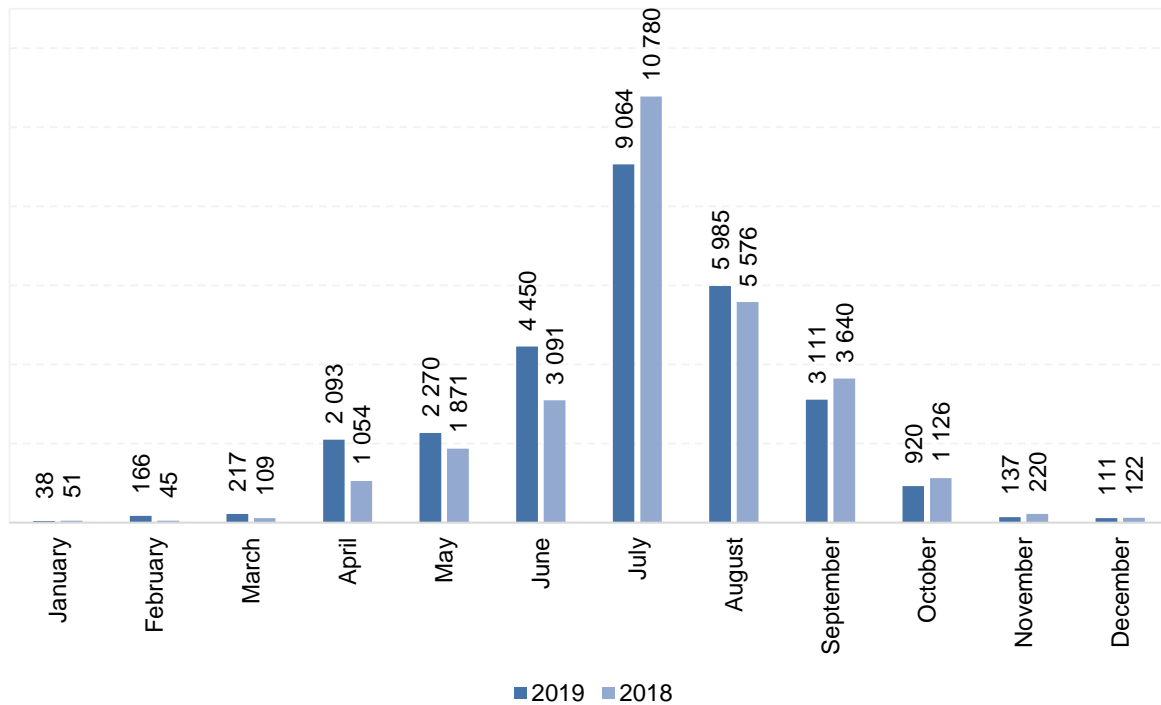
**Table 2 Number of persons arrived by vessels,
2019**

	Total	By sea	By land	Total indices <u>2019</u> <u>2018</u>	Structure
	<i>(1)=(2)+(3)</i>	<i>(2)</i>	<i>(3)</i>	<i>(1)</i>	<i>(1) in %</i>
Total	28 562	27 347	1 215	103.2	100.0
By citizenship					
Albania	154	129	25	105.5	0.5
Austria	762	750	12	72.2	2.7
France	1 122	1 101	21	110.5	3.9
Greece	241	240	1	90.6	0.8
Croatia	1 617	1 552	65	107.3	5.7
Netherlands	585	579	6	103.9	2.0
Italy	1 389	1 382	7	108.2	4.9
Germany	1 205	1 123	82	115.1	4.2
Scandinavian countries	445	436	9	62.3	1.6
Slovenia	244	241	3	120.2	0.9
Switzerland	762	756	6	112.9	2.7
Great Britain	3 089	3 072	17	103.6	10.8
USA	1 627	1 561	66	106.8	5.7
Other countries	15 320	14 425	895	104.2	53.6

Graph 4 Structure of persons arrived by citizenship, 2019



Graph 5 Persons arrived by months, 2019



METHODOLOGICAL NOTES

The aim of the statistical survey on nautical tourism is to obtain data traffic from foreign yachts and other vessels intended for leisure, sport and recreation in the territorial sea of Montenegro, as well as the number of foreign visitors who enter our country by these vessels. Reporting units in this survey are harbour master's offices and their branch offices. Data collection is carried out using the reporting method (TU-17 form).

Motor yacht is a vessel equipped with an engine intended for entertainment, sport or recreation and having according to the common maritime usance, a cabin with at least two beds, a toilet and cooking facilities.

Sailboat is a vessel intended for entertainment, sport or recreation whose main power is wind and it is equipped with a cabin with at least two beds, a toilet and a cooking facility.

Other vessels are boats (made of wood, plastic, rubber and the like) 3 or more meters long or less than 3 meters long if they are equipped with an engine. Included are also motorboats if they do not meet requirements for yachts.

Issued by Statistical Office of Montenegro (MONSTAT)
81000 Podgorica, IV Proleterske 2, Phone (+382) 20 230-811, Fax (+382) 20 230-814

The release prepared by:

Ivana CIMBALJEVIC

contact@monstat.org
