

Nautical tourism, 2011

In 2011, the total of 2 964 foreign vessels for entertainment, sport or recreation entered the internal sea waters of Montenegro which indicates an increase of 3% in comparison with 2010. Of the total, there were 2 390 vessels which arrived by sea, and 574 vessels which were transported by land.

By type of foreign vessels for entertainment, sport or recreation in the internal sea waters of Montenegro, there were the largest number of arrivals of motor yachts (49.2%), sailboats (36.8%), and other vessels (14%). In comparison with 2010, the highest increase in arrivals of these vessels was indicated among motor yachts, i.e. 10.8%.

Number of persons arrived on these vessels in 2011 was 13 977, which is an increase of 8.5% in comparison with 2010. By citizenship, the largest number of arrived persons on these vessels was from: United Kingdom (13.4%), Italy (12.7%), Germany (6.4%), Croatia (5.7%), Austria (5.4%), SAD (4.3%), France (3.9%), and other countries (48.2%).

Graph 1. Number of vessels and persons in thousands, from 2007 to 2011

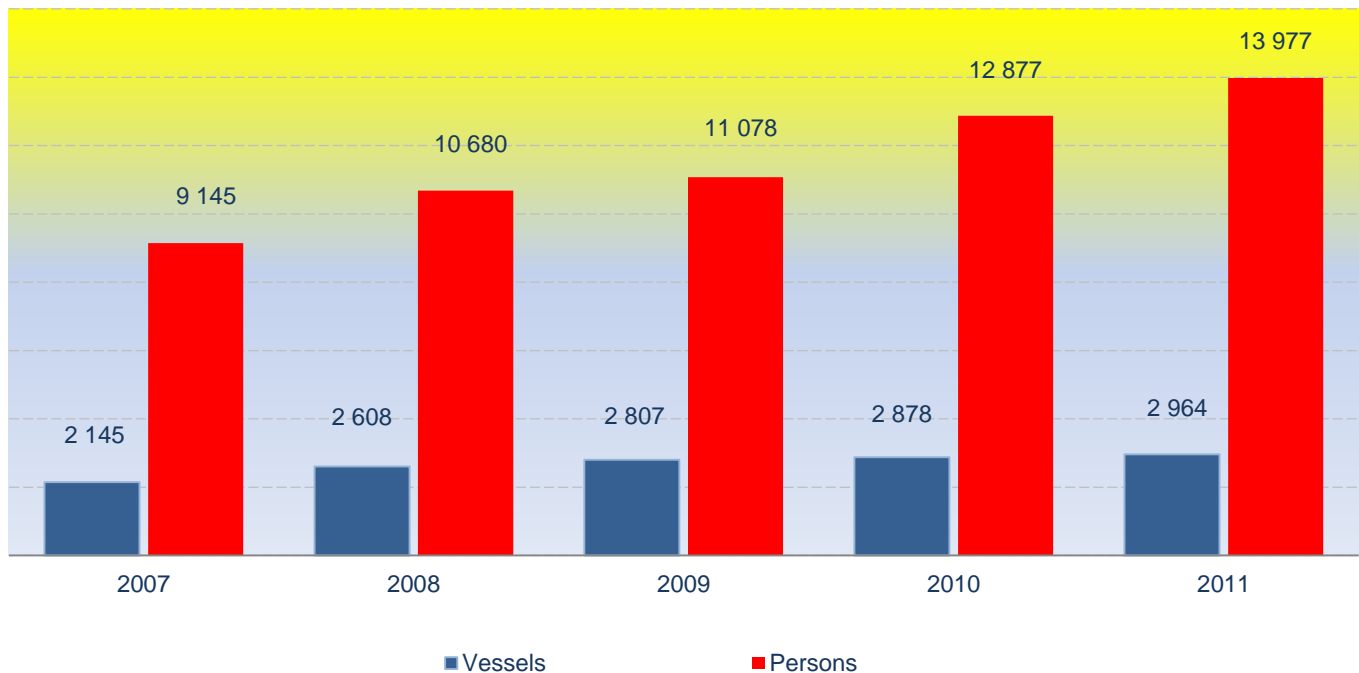
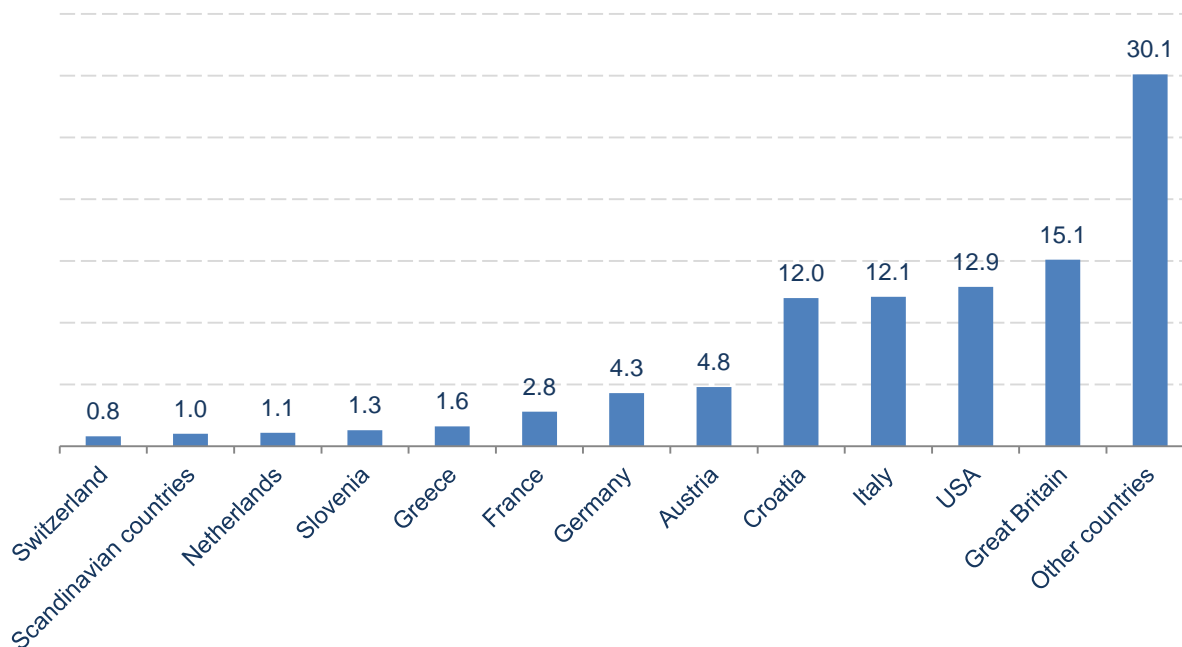


Table 1. Arrival of foreign vessels for entertainment, sport or recreation in the internal sea waters of Montenegro, 2011

	Total	By sea	By land	Total indices	Structure
				<u>Jan-Dec-11</u> <u>Jan-Dec-10</u>	
	(1)=(2)+(3)	(2)	(3)	(1)	(1) in %
Total	2 964	2 390	574	103,0	100.0
By flag					
Austria	143	120	23	80.8	4.8
France	84	74	10	78.5	2.8
Greece	46	40	6	200.0	1.6
Croatia	356	354	2	111.3	12.0
Netherlands	34	32	2	200.0	1.1
Italy	359	337	22	115.8	12.1
Germany	128	90	38	81.5	4.3
Scandinavian countries	30	24	6	75.0	1.0
Slovenia	40	33	7	121.2	1.3
Switzerland	24	18	6	120.0	0.8
United Kingdom	448	428	20	112.8	15.1
USA	381	209	172	89.6	12.9
Other countries	891	631	260	104.7	30.1
By vessel length					
Up 6 m	305	102	203	100.3	10.3
From 6 to 8	184	100	84	94.4	6.2
From 8 to 10	278	213	65	96.2	9.4
From 10 to 12	563	487	76	102.6	19.0
From 12 to 15	680	600	80	99.1	22.9
From 15 to 20	348	309	39	129.9	11.7
Over 20 m	606	579	27	103.2	20.4
By vessel type					
Motor yachts	1 459	1 329	130	110.8	49.2
Sailboat	1 090	908	182	96.7	36.8
Other	415	153	262	95.6	14.0

Graph 2. Structure of number of vessels by flag, 2011



Graph 3. Arrival of vessels by months, 2010 and 2011

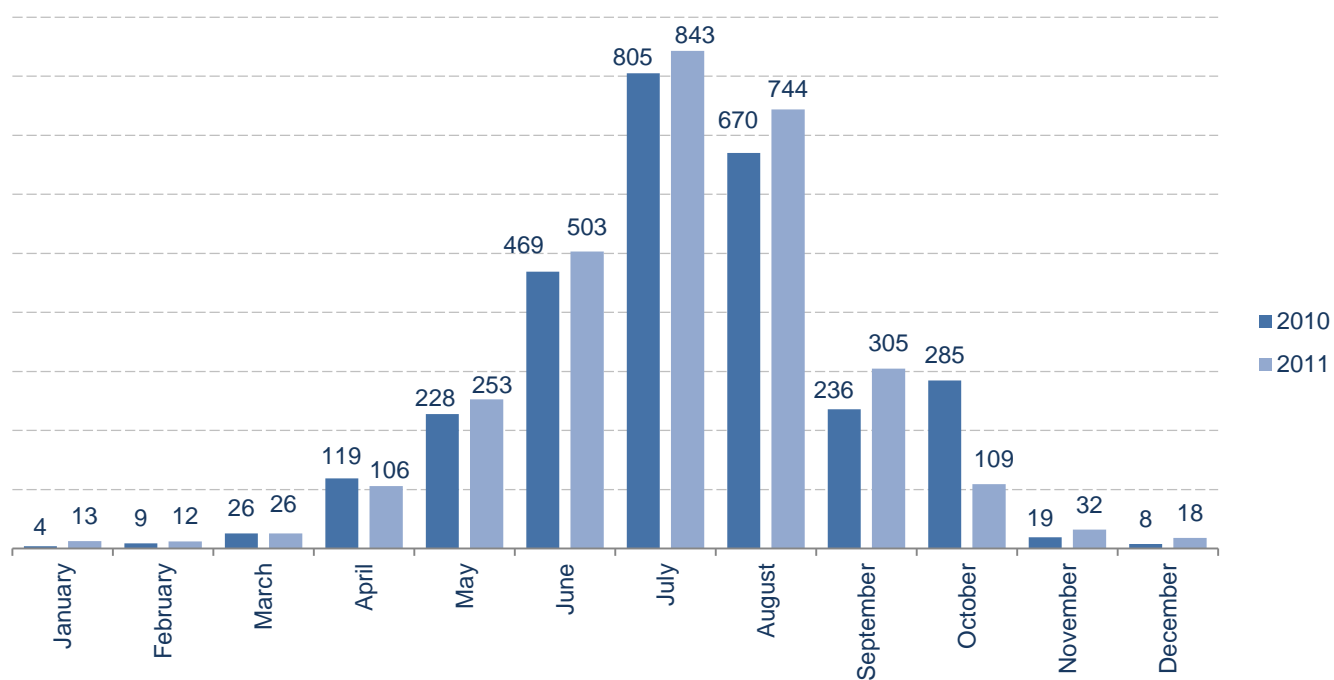
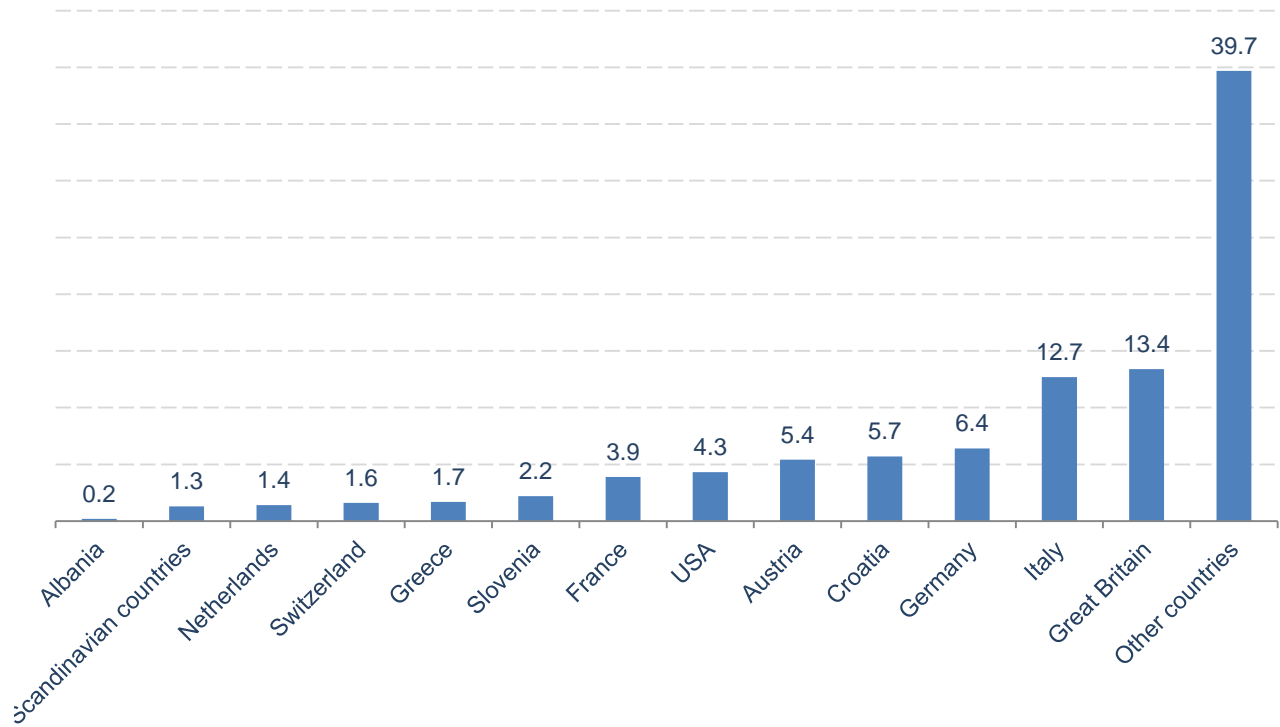


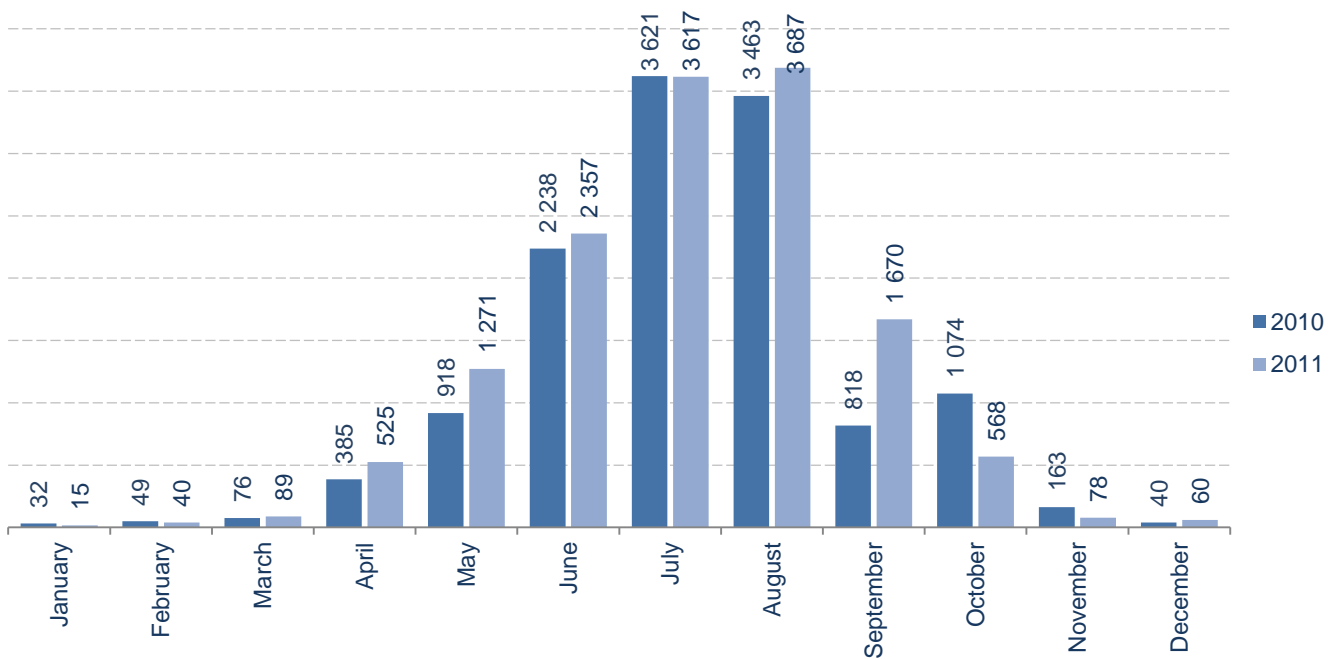
Table 2. Number of persons arrived by vessels, 2011

	Total	By sea	By land	Total indices	Structure
				<u>Jan-Dec-11</u> <u>Jan-Dec-10</u>	
	(1)=(2)+(3)	(2)	(3)	(1)	(1) in %
Total	13 977	12 752	1 225	108.5	100.0
By citizenship					
Albania	31	25	6	155.0	0.2
Austria	757	744	13	75.9	5.4
France	547	530	17	83.5	3.9
Greece	239	233	6	110.6	1.7
Croatia	792	782	10	130.7	5.7
Netherlands	196	190	6	137.1	1.4
Italy	1 777	1 741	36	121.3	12.7
Germany	900	845	55	97.4	6.4
Scandinavian countries	187	172	15	57.2	1.3
Slovenia	308	295	13	117.1	2.2
Switzerland	218	208	10	103.3	1.6
United Kingdom	1 869	1 852	17	97.1	13.4
USA	604	582	22	91.5	4.3
Other countries	5 552	4 553	999	124.3	39.7

Graph 4. Structure of persons arrived by citizenship, 2011



Graph 5. Persons arrived by months, 2010 and 2011



METHODOLOGICAL NOTES

Monthly report on foreign vessels for entertainment, sport or recreation is performed aimed at collecting information on turnover of foreign yachts and other vessels intended for entertainment, sport or recreation within internal sea waters of Montenegro. The survey also provides the data on foreigners entering our country on yachts and other vessels for entertainment, sport or recreation. Reporting units are seaports responsible for issuing the permit for entering the internal sea waters of Montenegro. The data collection is done by reporting method (TU-17 form).

Motor yacht is a vessel equipped with an engine intended for entertainment, sport or recreation and having, according to the common maritime usance, a cabin with at least two beds, a toilet and cooking facilities.

Sailboat is a vessel intended for entertainment, sport or recreation whose main power is wind and it is equipped with a cabin with at least two beds, a toilet and a cooking facility.

Other vessels are boats (made of wood, plastic, rubber and the like) 3 or more meters long or less than 3 meters long if they are equipped with an engine. Included are also motorboats if they do not meet requirements for yachts.

The data referred to previous years can be obtained here:
<http://monstat.org/eng/page.php?id=456&pageid=43>

Published and printed by Statistical Office of Montenegro (MONSTAT)
81000 Podgorica, IV Proleterske 2, Phone (+382) 20 230 811, Fax (+382) 20 230 814

Release prepared by:

Ivana BOSKOVIC
Phone +382 20 230 837
contact@monstat.org